

Font Guide

Contents

Copyright and Trademarks

Chapter 1 Working with Fonts

Epson BarCode Fonts (Windows Only).....	5
System requirements.....	6
Installing Epson BarCode Fonts.....	6
Printing with Epson BarCode Fonts.....	7
Epson BarCode Fonts specifications.....	9
Available fonts.....	19
PCL mode.....	19
ESC/P 2 and FX modes.....	21
I239X mode.....	22
PS 3 mode.....	22
Printing font samples.....	24
Adding more fonts.....	25
Selecting fonts.....	25

Chapter 2 Symbol Sets

Introduction to symbol sets.....	26
In the PCL mode.....	26
In the ESC/P 2 or FX Modes.....	29
International character sets.....	31
Characters available with the ESC (^ command).....	32
In the I239X Emulation Mode.....	32

Index

Copyright and Trademarks

No part of this publication may be reproduced, stored in a retrieval system, or transmitted in any form or by any means, mechanical, photocopying, recording, or otherwise, without the prior written permission of Seiko Epson Corporation. No patent liability is assumed with respect to the use of the information contained herein. Neither is any liability assumed for damages resulting from the use of the information contained herein.

Neither Seiko Epson Corporation nor its affiliates shall be liable to the purchaser of this product or third parties for damages, losses, costs, or expenses incurred by purchaser or third parties as a result of: accident, misuse, or abuse of this product or unauthorized modifications, repairs, or alterations to this product, or (excluding the U.S.) failure to strictly comply with Seiko Epson Corporation's operating and maintenance instructions.

Seiko Epson Corporation and its affiliates shall not be liable against any damages or problems arising from the use of any options or any consumable products other than those designated as Original Epson Products or Epson Approved Products by Seiko Epson Corporation.

IBM and PS/2 are registered trademarks of International Business Machines Corporation.

Microsoft®, Windows®, and Windows Vista® are registered trademarks of Microsoft Corporation.

Apple®, Macintosh®, Mac®, Mac OS®, Bonjour®, ColorSync®, and TrueType® are registered trademarks of Apple, Inc. Apple Chancery, Chicago, Geneva, Hoefler Text, Monaco and New York are trademarks or registered trademarks of Apple, Inc.

EPSON and EPSON ESC/P are registered trademarks and EPSON AcuLaser and EPSON ESC/P 2 are trademarks of Seiko Epson Corporation.

Monotype is a trademark of Monotype Imaging, Inc. registered in the United States Patent and Trademark Office and may be registered in certain jurisdictions.

Albertus, Arial, Coronet, Gillsans, Times New Roman and Joanna are trademarks of The Monotype Corporation registered in the United States Patent and Trademark Office and may be registered in certain jurisdictions.

ITC Avant Garde, ITC Bookman, ITC Lubalin, ITC Mona Lisa Recut, ITC Symbol, ITC Zapf-Chancery, and ITC ZapfDingbats are trademarks of International Typeface Corporation registered in the United States Patent and Trademark Office and may be registered in certain jurisdictions.

Clarendon, Helvetica, New Century Schoolbook, Optima, Palatino, Stempel Garamond, Times and Univers are registered trademarks of Heidelberger Druckmaschinen AG, which may be registered in certain jurisdictions, exclusively licensed through Linotype Library GmbH, a wholly owned subsidiary of Heidelberger Druckmaschinen AG.

Wingdings is a registered trademark of Microsoft Corporation in the United States and other countries.

Antique Olive is a registered trademark of Marcel Olive and may be registered in certain jurisdictions.

Adobe SansMM, Adobe SerifMM, Carta, and Tekton are registered trademarks of Adobe Systems Incorporated.

Marigold and Oxford are trademarks of AlphaOmega Typography.

Coronet is a registered trademark of Ludlow Type Foundry.

Eurostile is a trademark of Nebiolo.

HP and HP LaserJet are registered trademarks of the Hewlett-Packard Company.

PCL is the registered trademark of Hewlett-Packard Company.

Adobe, the Adobe logo and Adobe Acrobat are trademarks of Adobe Systems Incorporated, which may be registered in certain jurisdictions.

General Notice: Other product names used herein are for identification purposes only and may be trademarks of their respective owners. Epson disclaims any and all rights in those marks.

© 2014 Seiko Epson Corporation. All rights reserved.

Chapter 1

Working with Fonts

Epson BarCode Fonts (Windows Only)

Epson BarCode Fonts let you easily create and print many types of bar codes.

Normally, bar code creation is a laborious process requiring you to specify various command codes, such as Start bar, Stop bar and OCR-B, in addition to the bar code characters themselves. However, Epson BarCode Fonts are designed to add such codes automatically, allowing you to easily print bar codes that conform to a variety of bar code standards.

Epson BarCode Fonts support the following types of bar codes.

Bar code Standard	Epson BarCode	OCR-B	Check Digit	Comments
EAN	EPSON EAN-8	Yes	Yes	Creates EAN (abbreviated version) bar codes.
	EPSON EAN-13	Yes	Yes	Creates EAN (standard version) bar codes.
UPC-A	EPSON UPC-A	Yes	Yes	Creates UPC-A bar codes.
UPC-E	EPSON UPC-E	Yes	Yes	Creates UPC-E bar codes.
Code39	EPSON Code39	No	No	Printing of OCR-B and check digits can be specified with the font name.
	EPSON Code39 CD	No	Yes	
	EPSON Code39 CD Num	Yes	Yes	
	EPSON Code39 Num	Yes	No	
Code128	EPSON Code128	No	Yes	Creates Code128 bar codes.
Interleaved 2 of 5 (ITF)	EPSON ITF	No	No	Printing of OCR-B and check digits can be specified with the font name.
	EPSON ITF CD	No	Yes	
	EPSON ITF CD Num	Yes	Yes	
	EPSON ITF Num	Yes	No	

Bar code Standard	Epson BarCode	OCR-B	Check Digit	Comments
Codabar	EPSON Codabar	No	No	Printing of OCR-B and check digits can be specified with the font name.
	EPSON Codabar CD	No	Yes	
	EPSON Codabar CD Num	Yes	Yes	
	EPSON Codabar Num	Yes	No	
GS1-128(EAN128)	EPSON EAN128	Yes	Yes	Creates GS1-128(EAN128) barcodes.

System requirements

To use Epson BarCode Fonts, your computer system should meet the following requirements:

Computer:	IBM PC series or IBM compatible with an Pentium/Celeron or higher CPU
Operating system*:	Microsoft Windows 8 (includes 8.1 or later), 7, Vista, XP, Server 2012 (includes R2), Server 2008 (includes R2), or Server 2003
Hard disk:	15 to 30 KB free space, depending on the font.

* Epson BarCode Fonts can only be used with Epson ESC/Page printer drivers.

Installing Epson BarCode Fonts

Follow the steps below to install Epson BarCode Fonts from the Software Disc that came with your product.

Note:

If your computer does not have a CD/DVD drive, go to the Epson website (<http://support.epson.net/setupnavi/>) to download and install Epson BarCode Fonts.

Note that you have to install the Epson ESC/Page printer driver first, if you have not installed it.

1. Make sure that the printer is off and that Windows is running on your computer.
2. Insert your printer's Software Disc in the CD/DVD drive.

Note:

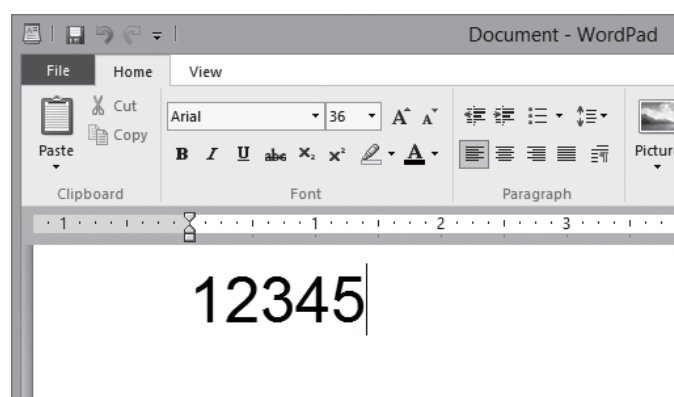
If the Epson Installation Program screen appears, click **Cancel**.

3. If your CD/DVD drive is D:, double-click **setup.exe** in the **D:\Apps\BarcodeFont\Win32** for 32-bit Windows OS or **D:\Apps\BarcodeFont\Win64** for 64-bit Windows OS.
4. Follow the on-screen instructions.

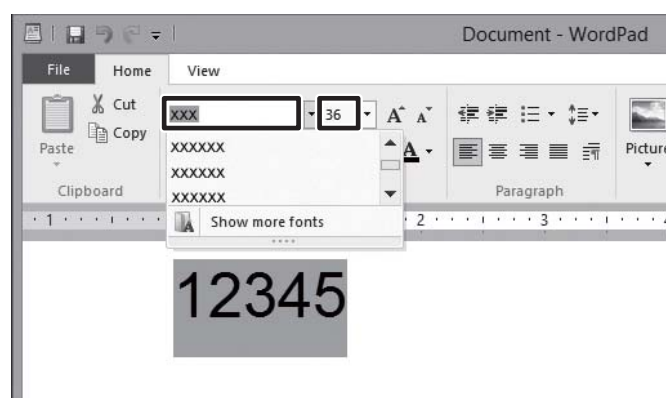
Printing with Epson BarCode Fonts

Follow the steps below to create and print bar codes using Epson BarCode Fonts. The application featured in these instructions is Microsoft WordPad in Windows 8. The actual procedure may differ slightly when printing from other applications.

1. Open a document in your application and enter the characters you want to convert into a bar code.



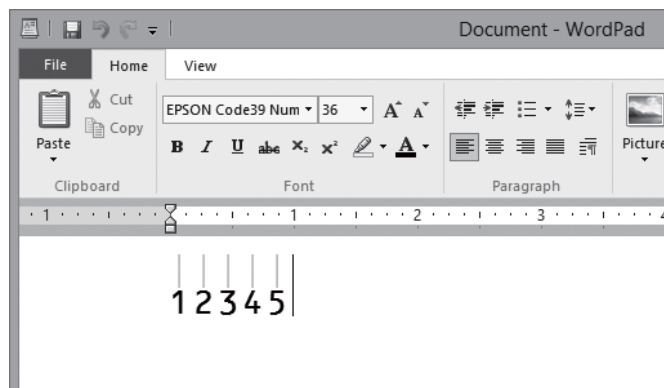
2. Select the characters, then select the Epson BarCode font you want to use, and the font size.



Note:

You cannot use font sizes larger than 96 points when printing bar codes.

3. The characters you selected appear as bar code characters similar to those shown below.



4. Select **Print** from the File menu, select your Epson printer, then click **Preferences**. Make the following printer driver settings. In the table below, see the column that is appropriate for your printer.

	Black-and-white Printer Driver	Color Printer Driver	Host Based Black-and-white Printer Driver	Host Based Color Printer Driver
Color	(not available)	Grayscale	(not available)	Grayscale
Quality	High*	High*	High*	High*
Toner Save	Not selected	Not selected	Not selected	Not selected
Zoom Options	Not selected	Not selected	Not selected	Not selected

* This setting can be changed by selecting More Settings and then setting the slide bar to **Fine** or **Maximum** in the Quality Settings window.

5. Click **Print** to print the bar code.

Note:

If there is an error in the bar code character string, such as inappropriate data, the bar code will be printed as it appears on the screen, but it cannot be read by a bar code reader.

Notes on inputting and formatting bar codes

Please note the following when inputting and formatting bar code characters:

- Do not apply shading or special character formatting, such as bold, italic, or underline.
- Print bar codes in black and white only.

- When rotating characters, only specify rotation angles of 90°, 180°, and 270°.
- Turn off all automatic character and word spacing settings in your application.
- Do not use features in your application that enlarge or reduce the size of characters in only the vertical or horizontal direction.
- Turn off your application's auto-correct features for spelling, grammar, spacing, etc.
- To more easily distinguish bar codes from other text in your document, set your application to show text symbols, such as paragraph marks, tabs, etc.
- Because special characters such as Start bar and Stop bar are added when an Epson BarCode Font is selected, the resulting bar code may have more characters than were originally input.
- For best results, use only the font sizes recommended in "Epson BarCode Fonts specifications" on page 9 for the Epson BarCode Font you are using. Bar codes in other sizes may not be readable with all bar code readers.

Note:

Depending on the print density, or on the quality or color of the paper, bar codes may not be readable with all bar code readers. Print a sample and make sure the bar code can be read before printing large quantities.

Epson BarCode Fonts specifications

This section contains details on the character input specifications for each Epson BarCode Font.

EPSON EAN-8

- EAN-8 is an eight-digit abbreviated version of the EAN bar code standard.
- Because the check digit is added automatically, only 7 characters can be input.


Character type	Numbers (0 to 9)
Number of characters	7 characters
Font size	52 pt to 96 pt. Recommended sizes are 52 pt and 65 pt (standard).

The following codes are inserted automatically and need not be input by hand:

- Left/Right margin
- Left/Right guard bar

- Center bar
- Check digit
- OCR-B

Print sample



EPSON EAN-13


- EAN-13 is the standard 13-digit EAN bar code.
- Because the check digit is added automatically, only 12 characters can be input.

Character type	Numbers (0 to 9)
Number of characters	12 characters
Font size	60 pt to 96 pt. Recommended sizes are 60 pt and 75 pt (standard).

The following codes are inserted automatically and need not be input by hand:

- Left/Right margin
- Left/Right guard bar
- Center bar
- Check digit
- OCR-B

Print sample



EPSON UPC-A


- UPC-A is the standard bar code specified by the American Universal Product Code (UPC Symbol Specification Manual).
- Only regular UPC codes are supported. Supplementary codes are not supported.

Character type	Numbers (0 to 9)
Number of characters	11 characters
Font size	60 pt to 96 pt. Recommended sizes are 60 pt and 75 pt (standard).

The following codes are inserted automatically and need not be input by hand:

- Left/Right margin
- Left/Right guard bar
- Center bar
- Check digit
- OCR-B

Print sample




EPSON UPC-E

- UPC-E is the UPC-A zero-suppression (deletes extra zeros) bar code specified by the American Universal Product Code (UPC Symbol Specification Manual).

Character type	Numbers (0 to 9)
Number of characters	6 characters
Font size	60 pt to 96 pt. Recommended sizes are 60 pt and 75 pt (standard).

The following codes are inserted automatically and need not be input by hand:

- Left/Right margin
- Left/Right guard bar
- Check digit
- OCR-B
- The numeral “0”

Print sample**EPSON Code39**

- Four Code39 fonts are available, allowing you to enable and disable the automatic insertion of check digits and OCR-B.
- The height of the bar code is automatically adjusted to 15% or more of its total length, in conformance to the Code39 standard. For this reason, it is important to keep at least one space between the bar code and the surrounding text to prevent overlapping.
- Spaces in Code39 bar codes should be input as “_” underbars.



- ❑ When printing two or more bar codes on one line, separate the bar codes with a tab, or select a font other than a BarCode Font and input the space. If a space is input while a Code39 font is selected, the bar code will not be correct.

Character type	Alphanumeric characters (A to Z, 0 to 9) Symbols (- . space \$ / + %)
Number of characters	No limit
Font size	When OCR-B is not used: 26 pt to 96 pt. Recommended sizes are 26 pt, 52 pt and 78 pt. When OCR-B is used: 36 pt to 96 pt. Recommended sizes are 36 pt and 72 pt.

The following codes are inserted automatically and need not be input by hand:

- ❑ Left/Right quiet zone
- ❑ Check digit
- ❑ Start/Stop character

Print sample

EPSON Code39	EPSON Code39 CD
	
EPSON Code39 Num	EPSON Code39 CD Num
 1 2 3 4 5 6 7	 1 2 3 4 5 6 7 S

EPSON Code128

- ❑ Code128 fonts support code sets A, B, and C. When the code set of a line of characters is changed in the middle of the line, a conversion code is automatically inserted.
- ❑ The height of the bar code is automatically adjusted to 15% or more of its total length, in conformance to the Code128 standard. For this reason, it is important to keep at least one space between the bar code and the surrounding text to prevent overlapping.


- Some applications automatically delete the spaces at the end of lines or change multiple spaces into tabs. Bar codes containing spaces may not be correctly printed from applications that automatically delete spaces from the ends of lines or change multiple spaces into tabs.
- When printing two or more bar codes on one line, separate the bar codes with a tab, or select a font other than a BarCode Font and input the space. If a space is input while Code128 is selected, the bar code will not be correct.

Character type	All ASCII characters (95 in total)
Number of characters	No limit
Font size	26 pt to 96 pt. Recommended sizes are 26 pt, 52 pt and 78 pt.

The following codes are inserted automatically and need not be input by hand:

- Left/Right quiet zone
- Start/Stop character
- Check digit
- Change code set character

Print sample



EPSON ITF

- The EPSON ITF fonts conform to the USS Interleaved 2-of-5 standard (American).
- Four EPSON ITF fonts are available, allowing you to enable and disable the automatic insertion of check digits and OCR-B.
- The height of the bar code is automatically adjusted to 15% or more of its total length, in conformance to the Interleaved 2-of-5 standard. For this reason, it is important to keep at least one space between the bar code and the surrounding text to prevent overlapping.

- Interleaved 2 of 5 treats every two characters as one set. When there are an odd number of characters, EPSON ITF fonts automatically add a zero to the beginning of the character string.

Character type	Numbers (0 to 9)
Number of characters	No limit
Font size	When OCR-B is not used: 26 pt to 96 pt. Recommended sizes are 26 pt, 52 pt and 78 pt. When OCR-B is used: 36 pt to 96 pt. Recommended sizes are 36 pt and 72 pt.

The following codes are inserted automatically and need not be input by hand:

- Left/Right quiet zone
- Start/Stop character
- Check digit
- The numeral “0” (added to the beginning of character strings as needed)

Print sample

EPSON ITF	EPSON ITF CD
	

EPSON ITF Num	EPSON ITF CD Num
 0 1 2 3 4 5 6 7	 1 2 3 4 5 6 7 0

EPSON Codabar

- Four Codabar fonts are available, allowing you to enable and disable the automatic insertion of check digits and OCR-B.





- The height of the bar code is automatically adjusted to 15% or more of its total length, in conformance to the Codabar standard. For this reason, it is important to keep at least one space between the bar code and the surrounding text to prevent overlapping.
- When either a Start or a Stop character is input, Codabar fonts automatically insert the complementary character.
- If neither a Start nor a Stop character is input, these characters are automatically input as the letter “A”.

Character type	Numbers (0 to 9) Symbols (- \$: / . +)
Number of characters	No limit
Font size	When OCR-B is not used: 26 pt to 96 pt. Recommended sizes are 26 pt, 52 pt and 78 pt. When OCR-B is used: 36 pt to 96 pt. Recommended sizes are 36 pt and 72 pt.

The following codes are inserted automatically and need not be input by hand:

- Left/Right quiet zone
- Start/Stop character (when not input)
- Check digit

Print sample

EPSON Codabar	EPSON Codabar CD
	
EPSON Codabar Num	EPSON Codabar CD Num
 A 1 2 3 4 5 6 7 A	 A 1 2 3 4 5 6 7 4 A

EPSON EAN128

- GS1-128(EAN128) fonts support code sets A, B, and C. When the code set of a line of characters is changed in the middle of the line, a conversion code is automatically inserted.
- The following 4 kinds of the properties are supported as the Application Identifier (AI).
 - 01: Global traded item number
 - 10: Batch / Lot number
 - 17: Expiry date
 - 30: Quantity
- The height of the bar code is automatically adjusted to 15% or more of its total length, in conformance to the Code128 standard. For this reason, it is important to keep at least one space between the bar code and the surrounding text to prevent overlapping.
- Some applications automatically delete the spaces at the end of lines or change multiple spaces into tabs. Bar codes containing spaces may not be correctly printed from applications that automatically delete spaces from the ends of lines or change multiple spaces into tabs.
- When printing two or more bar codes on one line, separate the bar codes with a tab, or select a font other than a BarCode Font and input the space. If a space is input while GS1-128(EAN128) is selected, the bar code will not be correct.

Character type	Alphanumeric characters (A to Z, 0 to 9) Parenthesis are only for identification of the Application Identifier (AI) Only the capital letters are supported by the small letter key input.
Number of characters	It changes with the Application Identifier (AI). 01: 4 characters "(01)" and 13 numbers 17: 4 characters "(17)" and 6 numbers 10: 4 characters "(10)" and maximum of 20 alphanumeric characters 30: 4 characters "(30)" and maximum of 8 numbers
Font size	36 pt or more Recommended sizes are 36 pt, 72 pt

The following codes are inserted automatically and need not be input by hand:

- Left/Right quiet zone
- Start/Stop character
- FNC1 character

It inserts for discernment from Code128 and for a pause of the variable length application identifier.

- Check digit
- Change code set character

Print sample



Available fonts

The fonts provided with the printer are shown below, according to the emulation mode.

PCL mode

For symbol set, see “In the PCL mode” on page 26.

Scalable Font (for PCL5/PCL6)

Font Name	Family	HP Equivalent	Symbol Set
Nimbus Mono	Medium, Bold, Italic, Bold Italic	Courier	*1
Letter Gothic	Medium, Bold, Italic	Letter Gothic	*1
Nimbus Mono PS	Regular, Bold, Oblique, Bold Oblique	CourierPS	*3
Nimbus Roman No4	Medium, Bold, Italic, Bold Italic	CG Times	*2
URW Classico	Medium, Bold, Italic, Bold Italic	CG Omega	*3
URW Coronet	-	Coronet	*3
URW Clarendon Condensed	-	Clarendon Condensed	*3
URW Classic Sans	Medium, Bold, Italic, Bold Italic	Univers	*2
URW Classic Sans Condensed	Medium, Bold, Italic, Bold Italic	Univers Condensed	*3
Antique Olive	Medium, Bold, Italic	Antique Olive	*3
Garamond	Antiqua, Halbfett, Kursiv, Kursiv Halbfett	Garamond	*3
Mauritius	-	Marigold	*3
Algiers	Medium, Extra Bold	Albertus	*3
NimbusSansNo2	Medium, Bold, Italic, Bold Italic	Arial	*3
Nimbus Roman No9	Medium, Bold, Italic, Bold Italic	Times New	*3
Nimbus Sans	Medium, Bold, Oblique, Bold Oblique	Helvetica	*3
Nimbus Sans Narrow	Medium, Bold, Oblique, Bold Oblique	Helvetica Narrow	*3

Font Name	Family	HP Equivalent	Symbol Set
Palladio	Roman, Bold, Italic, Bold Italic	Palatino	*3
URW Gothic	Book Demi, Book Oblique, Demi Oblique	ITC Avant Garde Gothic	*3
URW Bookman	Light, Demi, Light Italic, Demi Italic	ITC Bookman	*3
URW Century Schoolbook	Roman, Bold, Italic, Bold Italic	New Century Schoolbook	*3
Nimbus Roman	Medium, Bold, Italic, Bold Italic	Times	*3
URW Chancery Medium Italic	-	ITC Zapf Chancery Medium Italic	*3
Symbol	-	Symbol	*4
URW Dingbats	-	Wingdings	*5
Dingbats	-	ITC Zapf Dingbats	*6
Standard Symbol	-	SymbolPS	*4
URW David	Medium, Bold	HP David	*7
URW Narkis	Medium, Bold	HP Narkis	*7
URW Miryam	Medium, Bold, Italic	HP Miryam	*7
URW Koufi	Medium, Bold	Koufi	*8
URW Naskh	Medium, Bold	Naskh	*8
URW Ryadh	Medium, Bold	Ryadh	*8

Bitmap Font (for PCL5/PCL6)

Font Name	Symbol Set
Line Printer	*9

OCR/BarCode Bitmap Font (for PCL5 only)

Font Name	Family	Symbol Set
OCR A	-	*10
OCR B	-	*11

Font Name	Family	Symbol Set
Code39	9.37cpi, 4.68cpi	*12
EAN/UPC	Medium, Bold	*13

Note:

Depending on the print density, or on the quality or color of the paper, OCR A, OCR B, Code39, and EAN/UPC fonts may not be readable. Print a sample and make sure the fonts can be read before printing large quantities.

ESC/P 2 and FX modes

Font Name	Family	Epson equivalent*2
Nimbus Mono	Medium, Bold	Courier
EPSON Prestige	-	Prestige
EPSON Roman	-	Roman
EPSON Sans serif	-	Sans serif
NimbusSansNo2*1	Medium, Bold	Sans H
Letter Gothic	Regular, Bold	Orator S
Nimbus Roman No4	Medium, Bold	Roman T
EPSON Script	-	Script
OCR A	-	OCR A
OCR B	-	OCR B

*1 Available only in ESC/P2 mode.

*2 Select this name through the printer's control panel or EpsonNet Config with Web Browser.

Note:

Depending on the print density, or on the quality or color of the paper, OCR A and OCR B fonts may not be readable. Print a sample and make sure the fonts can be read before printing large quantities.

I239X mode

Font Name	Family	IBM equivalent*
Nimbus Mono	Medium, Bold	Courier
EPSON Prestige	-	Prestige
EPSON Gothic	-	Gothic
EPSON Orator	-	Orator
EPSON Script	-	Script
EPSON Presentor	-	Presentor
EPSON Sans serif	-	Sans serif
OCR B	-	OCR B

* Select this name through the printer's control panel or EpsonNet Config with Web Browser.

Note:

Depending on the print density, or on the quality or color of the paper, the OCR B font may not be readable. Print a sample and make sure the font can be read before printing large quantities.

PS 3 mode

The supported scalable fonts differ depending on the printers. For details about your printer, see your printer's User's Guide.

17 scalable fonts

Font Name
Courier, Courier Oblique, Courier Bold, Courier Bold Oblique
Helvetica, Helvetica Oblique, Helvetica Bold, Helvetica Bold Oblique, Helvetica Narrow, Helvetica Narrow Oblique, Helvetica Narrow Bold, Helvetica Narrow Bold Oblique
Times Roman, Times Italic, Times Bold, Times Bold Italic
Symbol

136 scalable fonts

Font Name
Albertus, Albertus Italic, Albertus Light
AntiqueOlive Roman, AntiqueOlive Italic, AntiqueOlive Bold, AntiqueOlive Compact
Apple Chancery
ITC AvantGarde Gothic Book, ITC AvantGarde Gothic Book Oblique, ITC AvantGarde Gothic Demi, ITC AvantGarde Gothic Demi Oblique
Bodoni, Bodoni Italic, Bodoni Bold, Bodoni Bold Italic, Bodoni Poster, Bodoni Poster Compressed
ITC Bookman Light, ITC Bookman Light Italic, ITC Bookman Demi, ITC Bookman Demi Italic
Carta
Chicago
Clarendon, Clarendon Light, Clarendon Bold
CooperBlack, CooperBlack Italic
Copperplate Gothic 32BC , Copperplate Gothic 33BC
Coronet
Courier, Courier Oblique, Courier Bold, Courier Bold Oblique
GillSans, GillSans Italic, GillSans Bold, GillSans Bold Italic, GillSansCondensed, GillSans Condensed Bold, GillSans Light, GillSans Light Italic, GillSans Extra Bold
Eurostile, Eurostile Bold, Eurostile Extended Two, Eurostile Bold Extended Two
Geneva
Goudy Oldstyle, Goudy Oldstyle Italic, Goudy Bold, Goudy BoldItalic, Goudy ExtraBold
Helvetica, Helvetica Oblique, Helvetica Bold, Helvetica Bold Oblique, Helvetica Condensed, Helvetica Condensed Oblique, Helvetica Condensed Bold, Helvetica Condensed Bold Oblique, Helvetica Narrow, Helvetica Narrow Oblique, Helvetica Narrow Bold, Helvetica Narrow Bold Oblique
Hoefler Text, Hoefler Text Italic, Hoefler Text Black, Hoefler Text Black Italic, Hoefler Text Ornaments
Joanna, Joanna Italic, Joanna Bold, Joanna Bold Italic
LetterGothic, LetterGothic Slanted, LetterGothic Bold, LetterGothic Bold Slanted
ITC Lubalin Graph Book, ITC Lubalin Graph Book Oblique, ITC Lubalin Graph Demi, ITC Lubalin Graph Demi Oblique
Marigold

Font Name
Monaco
ITC Mona Lisa Recut
New Century Schoolbook Roman, New Century Schoolbook Italic, New Century Schoolbook Bold, New Century Schoolbook Bold Italic
New York
Optima, Optima Italic, Optima Bold, Optima Bold Italic
Oxford
Palatino Roman, Palatino Italic, Palatino Bold, Palatino Bold Italic
Stempel Garamond Roman, Stempel Garamond Italic, Stempel Garamond Bold, Stempel Garamond Bold Italic
Symbol
Tekton
Times Roman, Times Italic, Times Bold, Times Bold Italic
Univers, Univers Oblique, Univers Bold, Univers Bold Oblique, Univers Light, Univers Light Oblique
UniversCondensed, UniversCondensed Oblique, UniversCondensed Bold, UniversCondensed Bold Oblique
UniversExtended , UniversExtended Oblique, UniversExtended Bold, UniversExtended Bold Oblique
Wingdings
ITC ZapfChancery Medium Italic
ITC ZapfDingbats
Arial, Arial Italic, Arial Bold, Arial Bold Italic
Times New Roman, Times New Roman Italic, Times New Roman Bold, Times New Roman Bold Italic

Printing font samples

If your printer has a control panel, you can print samples of the fonts available in each mode by using the control panel's Information Menu. Follow these steps to print font samples.

1. Make sure that paper is loaded.
2. Make sure the LCD panel displays *Ready* or *Standby*, then press the ► **Right** button.

3. Press the ▼ **Down** button to select the font sample for the appropriate mode.
4. Press the ► **Right** button to print the selected font sample sheet.

Note:

You can print a font sample sheet from a Web browser if your printer supports EpsonNet Config with Web Browser.

Adding more fonts

You can add a wide variety of fonts to your computer. Most font packages include an installer for this purpose.

See your computer documentation for instructions on installing fonts.

Selecting fonts

Whenever possible select fonts in your application. See your software documentation for instructions.

If you are sending unformatted text to the printer directly from DOS or if you are using a simple software package that does not include font selection, you can select fonts using the printer's control panel menus or by using EpsonNet Config with Web Browser when in the PCL, ESC/P 2, FX, or I239X emulation mode.

Chapter 2

Symbol Sets

Introduction to symbol sets

Your printer can access a variety of symbol sets. Many of these symbol sets differ only in the international characters specific to each language.

Note:

Since most software handles fonts and symbols automatically, you will probably never need to adjust the printer's settings. However, if you are writing your own printer control programs, or if you are using older software that cannot control fonts, refer to the following sections for symbol set details.

When you are considering which font to use, you should also consider which symbol set to combine with the font. Available symbol sets vary depending on which emulation mode you use and which font you choose.

In the PCL mode

Symbol sets that have no value in the attribute column are not supported.

Symbol Set Name	Attribute		Font Classification												
	PCL5	PCL6	*1	*2	*3	*4	*5	*6	*7	*8	*9	*10	*11	*12	*13
ISO 60: Danish/ Norwegian	0D	4	○	○	○	-	-	-	-	-	-	-	-	-	-
Roman Extension	0E	-	-	-	-	-	-	-	-	-	○	-	-	-	-
ISO 15: Italian	0I	9	○	○	○	-	-	-	-	-	-	-	-	-	-
ISO 8859/1 Latin 1	0N	14	○	○	○	-	-	-	-	-	○	-	-	-	-
ISO 11: Swedish	0S	19	○	○	○	-	-	-	-	-	-	-	-	-	-
ISO 6: ASCII	0U	21	○	○	○	-	-	-	○	○	-	-	-	-	-
ISO 4: United Kingdom	1E	37	○	○	○	-	-	-	-	-	-	-	-	-	-

Symbol Set Name	Attribute		Font Classification												
	PCL5	PCL6	*1	*2	*3	*4	*5	*6	*7	*8	*9	*10	*11	*12	*13
ISO 69: French	1F	38	○	○	○	-	-	-	-	-	-	-	-	-	-
ISO 29: German	1G	39	○	○	○	-	-	-	-	-	-	-	-	-	-
Legal	1U	53	○	○	○	-	-	-	-	-	○	-	-	-	-
ISO 8859/2 Latin 2	2N	78	○	○	○	-	-	-	-	-	○	-	-	-	-
ISO 17: Spanish	2S	83	○	○	○	-	-	-	-	-	-	-	-	-	-
ISO 8859/4 Latin 4	4N	-	○	○	○	-	-	-	-	-	-	-	-	-	-
Roman-9	4U	149	○	○	○	-	-	-	-	-	-	-	-	-	-
PS Math	5M	173	○	○	○	-	-	-	○	○	-	-	-	-	-
ISO 8859/9 Latin 5	5N	174	○	○	○	-	-	-	-	-	○	-	-	-	-
Windows 3.1 Latin 5	5T	180	○	○	○	-	-	-	-	-	-	-	-	-	-
Microsoft Publishing	6J	202	○	○	○	-	-	-	-	-	-	-	-	-	-
Ventura Math	6M	-	○	○	○	-	-	-	-	-	-	-	-	-	-
ISO 8859/10 Latin 6	6N	206	○	○	○	-	-	-	-	-	○	-	-	-	-
DeskTop	7J	234	○	○	○	-	-	-	-	-	-	-	-	-	-
Math-8	8M	269	○	○	○	-	-	-	○	○	-	-	-	-	-
Roman-8	8U	277	○	○	○	-	-	-	-	-	○	-	-	-	-
Windows 3.1 Latin 2	9E	293	○	○	○	-	-	-	-	-	-	-	-	-	-
Pc1004	9J	298	○	○	○	-	-	-	-	-	-	-	-	-	-
ISO 8859/15 Latin 9	9N	302	○	○	○	-	-	-	-	-	○	-	-	-	-
PC-8 Turkish	9T	308	○	○	○	-	-	-	-	-	-	-	-	-	-
Windows 3.0 Latin 1	9U	309	○	○	○	-	-	-	-	-	-	-	-	-	-
PS Text	10J	330	○	○	○	-	-	-	-	-	-	-	-	-	-
PC-8, Code Page 437	10U	341	○	○	○	-	-	-	-	-	○	-	-	-	-

Symbol Set Name	Attribute		Font Classification												
	PCL5	PCL6	*1	*2	*3	*4	*5	*6	*7	*8	*9	*10	*11	*12	*13
PC-8, D/N, Danish/ Norwegian	11U	373	○	○	○	-	-	-	-	-	○	-	-	-	-
MC Text	12J	394	○	○	○	-	-	-	-	-	-	-	-	-	-
PC-850, Multilingual	12U	405	○	○	○	-	-	-	-	-	○	-	-	-	-
Ventura International	13J	-	○	○	○	-	-	-	-	-	-	-	-	-	-
PcEur858	13U	437	○	○	○	-	-	-	-	-	-	-	-	-	-
Ventura US	14J	-	○	○	○	-	-	-	-	-	-	-	-	-	-
Pi Font	15U	501	○	○	○	-	-	-	-	-	-	-	-	-	-
PC852, Latin 2	17U	565	○	○	○	-	-	-	-	-	-	-	-	-	-
Unicode 3.0	18N	590	○	○	○	-	-	-	○	○	-	-	-	-	-
Windows Baltic	19L	620	○	○	○	-	-	-	-	-	-	-	-	-	-
Windows 3.1 Latin/ Arabic	19U	629	○	○	○	-	-	-	-	-	-	-	-	-	-
PC-755	26U	853	○	○	○	-	-	-	-	-	-	-	-	-	-
PC-866, Cyrillic	3R	114	○	○	-	-	-	-	-	-	-	-	-	-	-
Greek8	8G	263	○	○	-	-	-	-	-	-	-	-	-	-	-
Windows Greek	9G	295	○	○	-	-	-	-	-	-	-	-	-	-	-
Windows Cyrillic	9R	306	○	○	-	-	-	-	-	-	-	-	-	-	-
PC-851, Greek	10G	327	○	○	-	-	-	-	-	-	-	-	-	-	-
ISO 8859/5 Cyrillic	10N	334	○	○	-	-	-	-	-	-	○	-	-	-	-
PC-8, Greek	12G	391	○	○	-	-	-	-	-	-	-	-	-	-	-
ISO 8859/7 Greek	12N	398	○	○	-	-	-	-	-	-	-	-	-	-	-
PC-866 UKR	14R	466	○	○	-	-	-	-	-	-	-	-	-	-	-
Hebrew7	0H	8	○	-	-	-	-	-	○	-	-	-	-	-	-
ISO 8859/8 Hebrew	7H	232	○	-	-	-	-	-	○	-	-	-	-	-	-

Symbol Set Name	Attribute		Font Classification												
	PCL5	PCL6	*1	*2	*3	*4	*5	*6	*7	*8	*9	*10	*11	*12	*13
Hebrew8	8H	264	○	-	-	-	-	-	-	○	-	-	-	-	-
PC-862, Hebrew	15H	488	○	-	-	-	-	-	-	○	-	-	-	-	-
PC-862, Hebrew	15Q	-	○	-	-	-	-	-	-	○	-	-	-	-	-
Arabic8	8V	278	-	-	-	-	-	-	-	-	○	-	-	-	-
HPWARA	9V	310	-	-	-	-	-	-	-	-	○	-	-	-	-
PC-864, Arabic	10V	342	-	-	-	-	-	-	-	-	○	-	-	-	-
Symbol	19M	621	-	-	-	○	-	-	-	-	-	-	-	-	-
Wingdings	579L	18540	-	-	-	-	○	-	-	-	-	-	-	-	-
ZapfDingbats	14L	460	-	-	-	-	-	○	-	-	-	-	-	-	-
OCR A	0O	-	-	-	-	-	-	-	-	-	-	○	-	-	-
OCR B	1O	-	-	-	-	-	-	-	-	-	-	-	○	-	-
OCR B Extension	3Q	-	-	-	-	-	-	-	-	-	-	-	○	-	-
Code3-9	0Y	-	-	-	-	-	-	-	-	-	-	-	-	○	-
EAN/UPC	8Y	-	-	-	-	-	-	-	-	-	-	-	-	-	○

In the ESC/P 2 or FX Modes

Character Table	Available typefaces			
	OCR B	FixedPitch 810 ^{*2}	EPSON Roman EPSON Sans serif EPSON Prestige EPSON Script	Letter Gothic ^{*3} NimbusSansNo2 ^{*4} Nimbus Roman No4 ^{*5}
PcUSA	available	available	available	available
PcMultilingual	not available	available	available	available
PcPortuguese	not available	available	available	available

Character Table	Available typefaces			
	OCR B	FixedPitch 810* ²	EPSON Roman EPSON Sans serif EPSON Prestige EPSON Script	Letter Gothic* ³ NimbusSansNo2* ⁴ Nimbus Roman No4* ⁵
PcCanFrench	not available	available	available	available
PcNordic	not available	available	available	available
PcE.Europe	not available	available	not available	available
PcTurk2	not available	available	not available	available
PcIcelandic	not available	available	not available	available
BpBRASCI	not available	available	not available	available
BpAbicom	not available	available	not available	available
Roman-8	not available	available	available	available
PcEur858	available	available	available	available
ISO Latin1	not available	available	not available	available
8859-15ISO	not available	available	available	available
PcSI437 * ¹	not available	available	not available	not available
PcTurk1 * ¹	not available	available	not available	not available
8859-9 ISO * ¹	not available	available	not available	not available
Mazowia * ¹	not available	available	not available	not available
CodeMJK * ¹	not available	available	not available	not available
PcGk437 * ¹	not available	available	not available	not available
PcGk851 * ¹	not available	available	not available	not available
PcGk869 * ¹	not available	available	not available	not available
8859-7 ISO * ¹	not available	available	not available	not available
PcCy855 * ¹	not available	available	not available	not available
PcCy866 * ¹	not available	available	not available	not available
Bulgarian * ¹	not available	available	not available	not available

Character Table	Available typefaces			
	OCR B	FixedPitch 810 ^{*2}	EPSON Roman EPSON Sans serif EPSON Prestige EPSON Script	Letter Gothic ^{*3} NimbusSansNo2 ^{*4} Nimbus Roman No4 ^{*5}
PcUkr866 ^{*1}	not available	available	not available	not available
Hebrew7 ^{*1}	not available	available	not available	not available
Hebrew8 ^{*1}	not available	available	not available	not available
PcHe862 ^{*1}	not available	available	not available	not available
PcAr864 ^{*1}	not available	available	not available	not available
PcLit771 ^{*1}	not available	available	not available	not available
PcLit774 ^{*1}	not available	available	not available	not available
Estonia ^{*1}	not available	available	not available	not available
ISO Latin 2 ^{*1}	not available	available	not available	not available
PcLat866 ^{*1}	not available	available	not available	not available
PcAr864Ara ^{*1}	not available	available	not available	not available
PcAr720 ^{*1}	not available	available	not available	not available

^{*1} Available only in ESC/P2 mode.

^{*2} Nimbus Mono is a type face compatible with Courier.

^{*3} Letter Gothic is a type face compatible with OratorS.

^{*4} NimbusSansNo2 is a type face compatible with SansH.

^{*5} Nimbus Roman No4 is a type face compatible with RomanT.

International character sets

You can select one of the following international character sets using the ESC R command:

Character sets: USA, France, Germany, UK, Japan, Denmark1, Denmark2, Sweden, Italy, Spain1, Spain2, Norway, Latin America, Korea*, Legal*

* Available for ESC/P 2 emulation only

Characters available with the ESC (^ command

To print the characters in the table below, use the ESC (^ command.

CODE	0	1	7
0			▶
1	☺		◀
2	⊗		↕
3	♥		!!
4	◆		¶
5	♣		
6	♠		—
7	•		⊕
8	■		↑
9	○		↓
A	⊙		→
B	♂		←
C	♀		↶
D	♪		↷
E	♫		▲
F	♩		▼ ◀

In the I239X Emulation Mode

The available symbol sets in the I239X mode are PcUSA, PcMultilingual, PcEur858, PcPortuguese, PcCanFrench, PcNordic. See “In the ESC/P 2 or FX Modes” on page 29.

The available fonts are EPSON Sans Serif, FixedPitch 810 (compatible with Courier), EPSON Prestige, EPSON Gothic, EPSON Presentor, EPSON Orator, and EPSON Script.

Index

C		S	
Characters available with the ESC (^ command.....	32	Symbol sets	
E		Characters available with the ESC (^ command.....	32
Epson BarCode Fonts		ESC/P 2 or FX modes.....	29
about.....	5	I239X emulation mode.....	32
how to install.....	6	International character sets.....	31
how to print.....	7	introduction.....	26
specifications.....	9		
system requirements.....	6		
ESC/P 2 and FX modes.....	21		
ESC/P 2 or FX modes.....	29		
F			
Fonts			
adding fonts.....	25		
available fonts.....	19		
Epson BarCode Fonts (about).....	5		
Epson BarCode Fonts (how to install).....	6		
Epson BarCode Fonts (how to print).....	7		
Epson BarCode Fonts (specifications).....	9		
Epson BarCode Fonts (system requirements).....	6		
ESC/P 2 and FX modes.....	21		
how to print samples.....	24		
I239X mode.....	22		
PCL mode.....	19		
PS 3 mode.....	22		
selecting fonts.....	25		
I			
I239X emulation mode.....	32		
I239X mode.....	22		
International character sets.....	31		
P			
PCL mode.....	19		
PS 3 mode.....	22		