

SC-S80600 Series

SC-S80600L Series

SC-S60600 Series

SC-S60600L Series

SC-S40600 Series

General Information

Copyrights and Trademarks

Copyrights and Trademarks

No part of this publication may be reproduced, stored in a retrieval system, or transmitted in any form or by any means, electronic, mechanical, photocopying, recording, or otherwise, without the prior written permission of Seiko Epson Corporation. The information contained herein is designed only for use with this Epson printer. Epson is not responsible for any use of this information as applied to other printers.

Neither Seiko Epson Corporation nor its affiliates shall be liable to the purchaser of this product or third parties for damages, losses, costs, or expenses incurred by the purchaser or third parties as a result of accident, misuse, or abuse of this product or unauthorized modifications, repairs, or alterations to this product, or (excluding the U.S.) failure to strictly comply with Seiko Epson Corporation's operating and maintenance instructions.

Seiko Epson Corporation shall not be liable for any damages or problems arising from the use of any options or any consumable products other than those designated as Original Epson Products or Epson Approved Products by Seiko Epson Corporation.

Seiko Epson Corporation shall not be held liable for any damage resulting from electromagnetic interference that occurs from the use of any interface cables other than those designated as Epson Approved Products by Seiko Epson Corporation.

EPSON and EPSON EXCEED YOUR VISION or EXCEED YOUR VISION and their logos are registered trademarks or trademarks of Seiko Epson Corporation.

Microsoft®, Windows®, and Windows Vista® are registered trademarks of Microsoft Corporation.

Mac, macOS are registered trademarks of Apple Inc.

Adobe, and Illustrator are either registered trademarks or trademarks of Adobe Systems Incorporated in the United States and/or other countries.

Bemcot™ is a trademark of Asahi Kasei Corporation.

YouTube® and the YouTube logo are registered trademarks or trademarks of YouTube, LLC.

Chrome is trademark of Google Inc.

Firefox is a trademark of the Mozilla Foundation in the U.S. and other countries.

General Notice: Other product names used herein are for identification purposes only and may be trademarks of their respective owners. Epson disclaims any and all rights in those marks.

© 2019 Seiko Epson Corporation. All rights reserved.

Contents

Contents

Copyrights and Trademarks

Notes on Manuals

Meaning of Symbols. 4
 Illustrations. 4
 Manual Organization. 4
 Opening and Viewing Manuals. 4
 Opening Manuals. 4
 Viewing Video Manuals. 5
 Viewing PDF Manuals. 5

Important Safety Instructions

Notes on Installing. 7
 Notes on Handling. 8
 Notes on the Power Supply. 9
 Notes on Consumables (Ink, Media, and so on)
 and Waste Ink. 10
 Other Notes. 11

Supported Media

System Requirements

Epson Edge Dashboard. 13
 Epson Edge Print. 14
 Remote Manager. 15

Specifications Table

Where To Get Help

Technical Support Web Site. 19
 Contacting Epson Support. 19
 Before Contacting Epson. 19
 Help for Users in North America. 20
 Help for Users in Europe. 20
 Help for Users in Taiwan. 20
 Help for Users in Australia/New Zealand. 21
 Help for Users in Singapore. 21
 Help for Users in Thailand. 22
 Help for Users in Vietnam. 22
 Help for Users in Indonesia. 22
 Help for Users in Hong Kong. 23
 Help for Users in Malaysia. 23
 Help for Users in India. 23

Help for Users in the Philippines. 24

Software License Terms

Open Source Software Licenses. 25
 Bonjour. 25
 OpenSSL License/Original SSLeay License. 30
 Other Software Licenses. 34
 Info-ZIP copyright and license. 34


Notes on Manuals


Notes on Manuals

Meaning of Symbols


This manual uses the following symbols to indicate dangerous operations or handling procedures to prevent harm to users or other people or damage to property. Make sure you understand these warnings before reading the content of this manual.

 Warning:	Warnings must be followed to avoid serious bodily injury.
---	---

 Caution:	Cautions must be followed to avoid bodily injury.
---	---

 Important:	Important must be followed to avoid damage to this product.
--	---

Note:	Notes contain useful or additional information on the operation of this product.
--------------	--

	Indicates related reference content.
---	--------------------------------------

Illustrations

Unless otherwise specified, the illustrations in this manual are for the SC-S40600 Series.

The illustrations may differ slightly from the model you are using. Please be aware of this when using the manual.

Manual Organization

The manuals for the product are organized as shown below.

You can view the PDF manuals using Adobe Reader or Preview (Mac OS X).

Setup Guide (booklet)	Provides information on how to setup the printer after unpacking it from the box. Make sure you read this manual to perform operations safely.
Operator's Guide (booklet)	This manual explains the necessary basic operations and maintenance for daily use.
General Information (this manual)	This manual provides specifications and contact details for the product.
Online Manuals	
User's Guide (PDF)	This manual explains how to use the printer.
Troubleshooting & Tips	This manual provides frequently asked questions and tips on using the printer.
Epson Video Manuals	These videos show you how to load media and perform maintenance.
Network Guide (PDF)	This manual provides information on using the printer over a network.

Opening and Viewing Manuals

Opening Manuals

- 1 See the "Setup Guide" and execute software installation from the supplied software disc or from Setup Navi.

When installation is complete, an **EPSON Manuals** icon is created on the desktop of the computer being used.

- 2 Double-click the **EPSON Manuals** icon on the desktop.

- 3 Select the manual you want to view.

When **Online Manuals** is selected, your Web browser opens and the top page of Online Manuals is displayed.

Click the manual or item you want to view.

Notes on Manuals

You can view the Online Manuals in an environment that can connect to the Internet.


Viewing Video Manuals

The video manuals have been uploaded to YouTube.

Click **Epson Video Manuals** from the top page of Online Manuals, or click the following blue text to view the manuals.

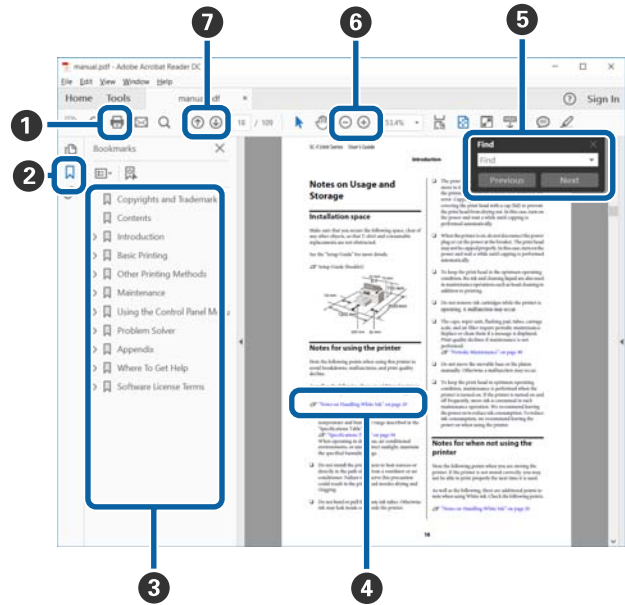
[Epson Video Manuals](#)

If the subtitles are not displayed when you play the video, click the subtitles icon shown in the image below.



Viewing PDF Manuals

This section uses the Adobe Acrobat Reader DC as an example to explain the basic operations for viewing the PDF in Adobe Reader.



- 1 Click to print the PDF manual.
- 2 Each time it is clicked the bookmarks are hidden or shown.
- 3 Click the title to open the relevant page.

Click [+] to open the titles lower in the hierarchy.
- 4 If the reference is in blue text, click the blue text to open the relevant page.

To return to the original page, do the following.

For Windows

While pressing the Alt key press the ← key.

For Mac

While pressing the command key press the ← key.

Notes on Manuals

- 5 You can input and search for keywords, such as the names of items you want to confirm.

For Windows

Right click on a page in the PDF manual and select **Find** in the menu that is displayed to open the search toolbar.

For Mac

Select **Find** in the **Edit** menu to open the search toolbar.

- 6 To enlarge the text in the display that is too small to see well, click \oplus . Click \ominus to reduce the size. To specify a part of an illustration or screenshot to enlarge, do the following.

For Windows

Right click on the page in the PDF manual and select **Marquee Zoom** in the menu that is displayed. The pointer changes to a magnifying glass, and you can use it to specify the range of the place you want to enlarge.

For Mac

Click **View** menu - **Zoom** - **Marquee Zoom** in this order to change the pointer to a magnifying glass. Use the pointer as a magnifying glass to specify the range of the place you want to enlarge.

- 7 Opens the previous page or next page.

Important Safety Instructions

Important Safety Instructions

Read all of these instructions before using the printer. Also be sure to follow all warnings and instructions marked on the printer.

Notes on Installing



Warning

Do not obstruct the vents on the product.

If the vents are obstructed, the internal temperature could rise and cause a fire. Do not cover the printer with a cloth or install it in a location with poor ventilation. Make sure you secure sufficient space for the installation as described in the manual.

Setup Guide

Use the printer in a location with sufficient ventilation.

The odors or vapors from the ink, waste ink, ink cleaner, or cleaning fluid could cause you to feel unwell. Take the following measures if you start to feel unwell.

- Move to a location with fresh air.
- Wear a protective mask.
- If you have difficulty breathing or if someone's breathing stops, perform artificial respiration and consult a physician immediately.



Caution

Do not install or store the printer in an unstable location or a location subject to vibrations from other equipment.

The printer could fall or tip over and cause an injury.

Do not install the printer in locations subject to oily smoke and dust, or in locations subject to humidity or where it could easily get wet.

An electric shock or fire could occur.

Do not tilt the product more than 10 degrees forward, back, left, or right while moving it.

Failure to observe this precaution could result in the printer falling over, causing accidents.

Because the product is heavy, it should not be carried by one person.

Eight people are needed to unpack or carry the printer. See the following for details on the product's weight.

Setup Guide

When lifting the product, make sure you lift at the locations indicated in the manual.

If you lift holding other parts, the printer may fall, catching your fingers and causing an injury. See the following for details on lifting the product.

Setup Guide

Make sure you use the correct posture when lifting the product.

Lifting using the wrong posture could cause an injury.

Before assembling the product, make sure you clear away the packaging sheets, packing materials, and supplied items from the installation area.

If you slip or trip on these items, it could cause an injury.

Important Safety Instructions



Caution

When placing the product on a stand with casters (wheels), make sure you secure the casters before you perform the work so that they do not move.

If the stand moves while you are performing the work, it could cause an injury.

Do not try to move the stand while the casters (wheels) and adjusters are secured.

Failure to observe this precaution could result in the printer falling over, causing accidents.

When moving the printer while it is on the stand, avoid locations with steps or uneven flooring.

Failure to observe this precaution could result in the printer falling over, causing accidents.

Check the installation procedure for the overturn-prevention plates, which are provided with the ink unit, and be sure to attach both of the 2 plates.

There is a risk of accidents caused by overturning, etc.

Notes on Handling



Warning

Do not use the printer in locations with volatile substances such as alcohol or thinner, or near naked flames.

An electric shock or fire could occur.

Do not use the printer if it is giving off smoke or if you notice any abnormal odors or noises.

An electric shock or fire could occur. If any abnormalities occur, turn off the power and unplug the power cable immediately, and then contact your dealer or Epson Support.

Never try to repair the printer yourself as this is extremely dangerous.

Do not use the printer in an environment where flammable gas or explosive gas may exist. Do not use sprays that contain flammable gas inside or near the product.

A fire could occur.

Only route the cables as indicated in the manual.

A fire could occur. This could also cause damage to connected devices.

Do not insert or drop any metallic or flammable items into the openings on the printer.

An electric shock or fire could occur.

Do not touch any areas inside the printer except for those indicated in the manual.

An electric shock or burn could occur.

Do not disassemble anything except when indicated to do so in the manual.

If the LCD for the control panel is damaged, be careful of any leaking liquid crystal.


Provide first aid under any of the following conditions.

- If liquid adheres to your skin, immediately wipe it off and then wash the area using large volumes of soapy water.
- If any liquid gets in your eyes, flush them with clean water for at least 15 minutes, and consult a physician immediately.
- If liquid is swallowed, rinse your mouth out with water, swallow large quantities of water and vomit it back up, and consult a physician immediately.


If any foreign objects or liquid such as water enters the printer, stop using it immediately.

An electric shock or fire could occur. Turn off the power and unplug the power cable immediately, and then contact your dealer or Epson Support.

Important Safety Instructions

 Caution
<p>Do not sit on the product or place any heavy objects on the product. Pay particular attention in houses with children. The printer could tip over or break and cause an injury.</p>
<p>When transporting or storing the product, be sure that it is level: do not tilt it at an angle or place it upside down. Ink could leak.</p>
<p>Be careful not to trap your hands or fingers when opening or closing the front cover. Failure to observe this precaution could result in injury.</p>
<p>When connecting cables or optional accessories, make sure they are installed in the correct direction and that you follow the procedures exactly. A fire or an injury could occur. Install the printer correctly by following the instructions in the manual.</p>
<p>When moving the product, make sure it is turned off, the power cable is unplugged from the outlet, and all connecting cables have been removed. If cables are damaged, an electric shock or fire could occur.</p>
<p>See the manual to make sure the media and the roll core for the auto take-up reel unit are secured correctly. Dropping media or take-up rolls could result in injury.</p>
<p>Follow the instructions in the manual when removing media or take-up roll. Dropping media or take-up rolls could result in injury.</p>
<p>Be sure that your hands or hair do not get caught in the media feeding unit or auto take-up reel unit while it is operating. Failure to observe this precaution could result in injury.</p>
<p>Except when moving the stand, make sure the two casters (wheels) at the front of the stand are secured. If they are not secured, an accident could occur.</p>
<p>The heaters and media edge plate may be hot; observe all necessary precautions. Failure to observe the necessary precautions could result in burns.</p>

Notes on the Power Supply

 Warning
<p>To prevent ground leak accidents, connect to a grounded (earthed) outlet. Connecting to anything other than a grounded outlet could result in electric shock or fire.</p>
<p>Make sure the blades on the plug are inserted completely into the power outlet. An electric shock or fire could occur.</p>
<p>Unplug the plug regularly and clean between the blades and around the base of the blades. If the plug is plugged in for an extended period of time, dust collects around the base of the blades and a short circuit or fire could occur.</p>
<p>When unplugging the plug, grip the plug itself; do not pull the power cable. If the cable is damaged or the plug is deformed, an electric shock or fire could occur.</p>
<p>Do not insert or unplug the plug with wet hands. An electric shock could occur.</p>
<p>Use only the type of power source indicated on the printer's label. An electric shock or fire could occur.</p>

Important Safety Instructions



Warning

Do not use the plug if any foreign objects such as dust have adhered to the plug.

An electric shock or fire could occur.

Do not use any other power cables except for the cable supplied with the printer. Also, do not use the power cable supplied with the printer for any other devices.

An electric shock or fire could occur.

Do not use the power cable if it is damaged.

An electric shock or fire could occur. If the power cable is damaged, contact Epson Support. Note the following points to avoid damaging the power cable.

- Do not modify the power cable.
- Do not place anything heavy on the power cable.
- Do not bend, twist, or pull forcefully on the power cable.
- Do not route the power cable near heaters.

Do not connect too many cables to the power outlet for the power cable.

The temperature could rise and cause a fire. Connect the power cable directly to an outlet for domestic use.



Caution

If you are not going to use the printer for an extended period, unplug the printer for safety reasons.

Notes on Consumables (Ink, Media, and so on) and Waste Ink

Before handling ink cartridges*, ink supply units*, cleaning cartridges*, ink cleaner, secondary carriage rod grease, or waste ink, read the product's "Safety data sheet". You can download it at your local Epson Web site.

The asterisk (*) indicates consumable items (sold separately).



Warning

Do not use or store the printer in locations with fires.

The ink cartridges, ink supply units, waste ink, ink cleaner, and cleaning cartridges could catch fire.



Caution

During maintenance, wear protective clothing, including protective eyewear, gloves, and a mask. If ink, waste ink, ink cleaner, or secondary carriage rod grease contacts your skin or enters your eyes or mouth, immediately take the following actions:

- If fluid adheres to your skin, immediately wash it off using large volumes of soapy water. Consult a physician if the skin appears irritated or is discolored.
- If fluid enters your eyes, rinse immediately with water. Failure to observe this precaution could result in bloodshot eyes or mild inflammation. If problems persist, consult with a physician.
- If fluid enters your mouth, consult a physician immediately.
- If fluid is swallowed, do not force the person to vomit, and consult with a physician immediately. If the person is forced to vomit, fluid may get caught in the trachea which can be dangerous.

Important Safety Instructions



Caution

Store ink cartridges, ink supply units, cleaning cartridges, ink cleaner, secondary carriage rod grease, and waste ink in a location out of reach of children.

After replacing the waste ink bottle or using the ink cleaner, wash your hands and gargle thoroughly.

When cutting media, be careful not to cut your fingers or hands with the cutter or other blades.

Do not shake the ink cartridges, ink supply units, cleaning cartridges, or cleaning ink supply units too forcefully.

If they are shaken or swung too forcefully, ink or cleaning fluid could leak from the cartridges or ink supply units.

Do not rub your hands along the edges of the media.

The edges of the media are sharp and can cause injury.

Because the media is heavy, it should not be carried by one person.

Do not disassemble the ink cartridges, ink supply units, cleaning cartridges, or cleaning ink supply units.

If they are disassembled, ink or cleaning fluid could leak from the cartridge and enter your eyes or adhere to your skin.

Other Notes

- Before moving the printer or installing optional accessories, unplug all power cables to completely turn off the power.
- Be sure your power cable meets relevant safety standards of the area where you plan to use it.
- Connect all equipment to properly grounded power outlets.
- Do not put your hand inside this product or touch the printer head during printing.
- Do not put your hand inside this product or touch the white flat cable during printing.

Supported Media

Supported Media

The following media can be used with the printer.

Print quality is greatly affected by the type and quality of media used. Choose a media suited to the task at hand. For information on use, refer to the documentation supplied with the media or contact the manufacturer. Before buying media in large quantities, try printing on a smaller sample and check the results.



Important:

Do not use media that is wrinkled, scuffed, torn, or dirty.

Roll media

Roll core size	2 or 3 inches
Roll outer diameter	Media feeding unit: Up to 250 mm Auto take-up reel unit: Up to 200 mm
Media width	300 to 1,626 mm (64 inches)
Media thickness	Up to 1 mm
Roll weight	Up to 45 kg

Cut media

Media width	300 to 1,626 mm (64 inches)
Media length	500 mm or more
Media thickness	Up to 1 mm

System Requirements

System Requirements

This software can be used in the following environments. (As of June 2019)

The supported operating systems may change.

For the latest information, see the Epson Web site.

Epson Edge Dashboard

Important:

Make sure the computer on which the Epson Edge Dashboard is installed meets the following requirements. If these requirements are not met, the software cannot monitor the printer correctly.

- Disable your computer's hibernate function.*
- Disable the sleep function so that the computer does not enter sleep status.*

Windows

Operating systems	Windows 7 SP1 / Windows 7 x64 SP1 Windows 8 / Windows 8 x64 Windows 8.1 / Windows 8.1 x64 Windows 10 / Windows 10 x64
CPU	Multi-core processor (3.0 GHz or better recommended)
Free memory	4 GB or more
Hard disk (free space during installation)	2 GB or more
Display resolution	1280 x 1024 or better
Communication interface	High Speed USB Ethernet 1000Base-T
Browser	Internet Explorer 11 Microsoft Edge

Mac

Operating systems	Mac OS X 10.7 Lion or later
CPU	Multi-core processor (3.0 GHz or better recommended)
Free memory	4 GB or more

System Requirements

Hard disk (free space during installation)	2 GB or more
Display resolution	1280 x 1024 or better
Communication interface	High Speed USB Ethernet 1000Base-T
Browser	Safari 6 or later

Linux

Distribution	Debian 8.6 64bit (MATE desktop environment only) or later
CPU	Multi-core processor (3.0 GHz or better recommended)
Free memory	4 GB or more
Hard disk (free space during installation)	2 GB or more
Display resolution	1280 x 1024 or better
Communication interface	High Speed USB Ethernet 1000Base-T
Browser	Mozilla Firefox 45 (ESR) or later

Epson Edge Print

Operating system	Windows 7 SP1 / Windows 7 x64 SP1 Windows 8 / Windows 8 x64 Windows 8.1 / Windows 8.1 x64 Windows 10 / Windows 10 x64 * 64 bit is recommended
CPU	Multi-core processor (3.0 GHz or better recommended)
Available memory space	4 GB or more
Hard disk (Available volume to install)	50 GB or more
Display resolution	1280 × 1024 or better
Communication interface	High Speed USB Ethernet 100Base-TX/1000Base-T

The computer on which this software is installed is expected to be able to simultaneously use other applications, such as Adobe Illustrator. So, we recommend using a computer with the highest specifications available.

In addition, the data that this software handles is normally several GB, and could reach several tens of GB for long high-quality print jobs. Because of this, we recommend a computer that has a hard disk with sufficient surplus available memory capacity.

System Requirements

Remote Manager

The following is a list of supported browsers. Make sure you are using the latest version.

Internet Explorer 11, Microsoft Edge, Firefox, Chrome, Safari

Specifications Table

Specifications Table

Printer Specifications	
Printing method	On-demand ink jet
Nozzle configuration	<p>SC-S80600 Series/SC-S80600L Series:</p> <p>360 nozzles x 2 rows x 10 colors (Orange, Light Black, Black, Cyan, Magenta, Yellow, Red, Light Cyan, Light Magenta, White/Metallic Silver)</p> <p>SC-S60600 Series/SC-S60600L Series:</p> <p>360 nozzles x 2 x 2 rows x 4 colors (Black, Cyan, Magenta, Yellow)</p> <p>SC-S40600 Series:</p> <p>360 nozzles x 2 rows x 4 colors (Black, Cyan, Magenta, Yellow)</p>
Resolution (maximum)	1440 x 1440 dpi
Control code	ESC/P raster (undisclosed command)
Media feed method	Friction feed
Built-in memory	<p>SC-S80600 Series/SC-S80600L Series:</p> <p>2 GB for Main 128 MB for Network</p> <p>SC-S60600 Series/SC-S60600L Series/SC-S40600 Series:</p> <p>512 MB for Main 128 MB for Network</p>
Interface	Hi-Speed USB-Compatible with the USB 2.0 Specification. 100Base-TX/1000Base-T*1
Rated voltage (#1, #2 and additional print drying system*2)	AC 100 to 120V AC 200 to 240V
Rated frequency (#1 and #2)	50/60 Hz
Rated frequency (additional print drying system*2)	50/60Hz

Printer Specifications	
Rated current (#1, #2)	10A (100 to 120V AC) 5A (200 to 240V AC)
Rated current (external drying fan units*2)	1A (100 to 120V AC) 0.5A (200 to 240V AC)
Power consumption	<p>SC-S80600 Series (Total for #1 and #2)</p> <p>Printing: Approx. 650 W Ready mode: Approx. 380 W Sleep mode: Approx. 14 W Power off: Approx. 1.5 W</p>
	<p>SC-S80600L Series (Total for #1 and #2)</p> <p>Printing: Approx. 640 W Ready mode: Approx. 400 W Sleep mode: Approx. 24 W Power off: Approx. 1.5 W</p>
	<p>SC-S60600 Series (Total for #1, #2 and additional print drying system*2)</p> <p>Printing: Approx. 745 W Ready mode: Approx. 445 W Sleep mode: Approx. 13 W Power off: Approx. 1.8 W</p>
	<p>SC-S60600L Series (Total for #1, #2 and additional print drying system*2)</p> <p>Printing: Approx. 820 W Ready mode: Approx. 480 W Sleep mode: Approx. 22 W Power off: Approx. 1.5 W</p>
Temperature	<p>SC-S40600 Series (Total for #1 and #2)</p> <p>Printing: Approx. 480 W Ready mode: Approx. 330 W Sleep mode: Approx. 12 W Power off: Approx. 1.5 W</p>
	<p>Operating: 15 to 35 °C (20 to 32 °C recommended)</p> <p>Storage: -20 to 40 °C (within a month at 40 °C)</p>

Specifications Table

Printer Specifications	
Humidity	Operating: 20 to 80% (40 to 60% recommended) (without condensation) Storage: 5 to 85% (without condensation)
Operation temperature and humidity range 	
Dimension	SC-S60600 Series Storage dimensions: 2620 (W) × 972 (D) × 1338 (H) mm Maximum dimensions: 2620 (W) × 1147 (D) × 1671 (H) mm
	SC-S60600L Series Storage dimensions: 2766 (W) × 972 (D) × 1338 (H) mm Maximum dimensions: 2766 (W) × 1147 (D) × 1671 (H) mm
	SC-S80600 Series/SC-S40600 Series Storage dimensions: 2620 (W) × 880 (D) × 1338 (H) mm Maximum dimensions: 2620 (W) × 1090 (D) × 1671 (H) mm
	SC-S80600L Series Storage dimensions: 2766 (W) × 880 (D) × 1338 (H) mm Maximum dimensions: 2766 (W) × 1090 (D) × 1671 (H) mm

Printer Specifications	
Weight*3	SC-S80600 Series: Approx. 284 kg SC-S80600L Series: Approx. 328 kg SC-S60600 Series: Approx. 291 kg SC-S60600L Series: Approx. 336 kg SC-S40600 Series: Approx. 279 kg

*1 Use a shielded twisted pair cable (category 5e or better).

*2 For Additional Print Drying System supplied with SC-S60600 Series/SC-S60600L Series

*3 Not including ink cartridges/ink supply units

Specifications Table

Ink Specifications	
Type	Dedicated ink cartridges/ink supply units
Pigment ink	<p>SC-S80600 Series/SC-S80600L Series:</p> <p>Orange, Light Black, Black, Cyan, Magenta, Yellow, Red, Light Cyan, Light Magenta, White/Metallic Silver</p> <p>SC-S60600 Series/SC-S60600L Series/SC-S40600 Series:</p> <p>Black, Cyan, Magenta, Yellow</p>
Use by date	Time limit printed on the package, cartridge, and ink supply unit (when stored at normal temperature)
Print quality guarantee expiry	Six months (from date package containing ink cartridge is opened/ from date attached to tray of ink unit)
Storage temperature	<p>Uninstalled:</p> <p>-20 to 40 °C (within four days at -20 °C, within a month at 40 °C)</p> <p>Installed:</p> <p>-20 to 40 °C (within four days at -20 °C, within four days at 40 °C)</p> <p>Transporting:</p> <p>-20 to 60 °C (within four days at -20 °C, within a month at 40 °C, within 72 hours at 60 °C)</p>
Dimensions	<p>Cartridge:</p> <p>40 (W) × 305 (D) × 110 (H) mm</p>
	<p>Ink supply unit:</p> <p>180 (W) × 410 (D) × 30 (H) mm</p>
Capacity	<p>Cartridge:</p> <p>WH: 600 ml</p> <p>MS: 350 ml</p> <p>Other colors: 700 ml</p>
	<p>Ink supply unit:</p> <p>MS: 500 ml</p> <p>Cleaning: 700 ml</p> <p>Other colors: 1500 ml</p>



Important:

- Do not refill the the ink cartridge with ink.
- Use the printer at an altitude of 2000 m or less.



Warning:

This is a class A product. In a domestic environment this product may cause radio interference in which case the user may be required to take adequate measures.

Information of EU declaration of conformity

The full text of the EU declaration of conformity of this equipment is available at the following internet address.

<https://www.epson.eu/conformity>

Where To Get Help

Where To Get Help

Technical Support Web Site

Epson's Technical Support Web Site provides help with problems that cannot be solved using the troubleshooting information in your product documentation. If you have a Web browser and can connect to the Internet, access the site at:

<https://support.epson.net/>

If you need the latest drivers, FAQs, manuals, or other downloadables, access the site at:

<https://www.epson.com>

Then, select the support section of your local Epson Web site.

Contacting Epson Support

Before Contacting Epson

If your Epson product is not operating properly and you cannot solve the problem using the troubleshooting information in your product documentation, contact Epson support services for assistance. If Epson support for your area is not listed below, contact the dealer where you purchased your product.

Epson support will be able to help you much more quickly if you give them the following information:

- Product serial number
(The serial number label is usually on the back of the product.)
- Product model
- Product software version
(Click **About**, **Version Info**, or similar button in the product software.)
- Brand and model of your computer
- Your computer operating system name and version
- Names and versions of the software applications you normally use with your product

Where To Get Help

Help for Users in North America

Epson provides the technical support services listed below.

Internet Support

Visit Epson's support website at <https://epson.com/support> and select your product for solutions to common problems. You can download drivers and documentation, get FAQs and troubleshooting advice, or e-mail Epson with your questions.

Speak to a Support Representative

Dial: (562) 276-1300 (U.S.), or (905) 709-9475 (Canada), 6 am to 6 pm, Pacific Time, Monday through Friday. Days and hours of support are subject to change without notice. Toll or long distance charges may apply.

Before you call Epson for support, please have the following information ready:

- Product name
- Product serial number
- Proof of purchase (such as a store receipt) and date of purchase
- Computer configuration
- Description of the problem

Note:

For help using any other software on your system, see the documentation for that software for technical support information.

Purchase Supplies and Accessories

You can purchase genuine Epson ink cartridges, ribbon cartridges, paper, and accessories from an Epson authorized reseller. To find the nearest reseller, call 800-GO-EPSON (800-463-7766). Or you can purchase online at <https://www.epsonstore.com> (U.S. sales) or <https://www.epson.ca> (Canadian sales).

Help for Users in Europe

Check your **Pan-European Warranty Document** for information on how to contact Epson support.

Help for Users in Taiwan

Contacts for information, support, and services are:

World Wide Web (<https://www.epson.com.tw>)

Information on product specifications, drivers for download, and products enquiry are available.

Epson HelpDesk (Phone: +0800212873)

Our HelpDesk team can help you with the following over the phone:

- Sales enquiries and product information
- Product usage questions or problems
- Enquiries on repair service and warranty

Repair service center:

Telephone number	Fax number	Address
02-23416969	02-23417070	No.20, Beiping E. Rd., Zhongzheng Dist., Taipei City 100, Taiwan
02-27491234	02-27495955	1F., No.16, Sec. 5, Nanjing E. Rd., Songshan Dist., Taipei City 105, Taiwan
02-32340688	02-32340699	No.1, Ln. 359, Sec. 2, Zhongshan Rd., Zhonghe City, Taipei County 235, Taiwan
039-605007	039-600969	No.342-1, Guangrong Rd., Luodong Township, Yilan County 265, Taiwan
038-312966	038-312977	No.87, Guolian 2nd Rd., Hualien City, Hualien County 970, Taiwan
03-4393119	03-4396589	5F., No.2, Nandong Rd., Pingzhen City, Taoyuan County 32455, Taiwan (R.O.C.)

Where To Get Help

Telephone number	Fax number	Address
03-5325077	03-5320092	1F., No.9, Ln. 379, Sec. 1, Jingguo Rd., North Dist., Hsinchu City 300, Taiwan
04-23011502	04-23011503	3F., No.30, Dahe Rd., West Dist., Taichung City 40341, Taiwan (R.O.C.)
04-23805000	04-23806000	No.530, Sec. 4, Henan Rd., Nantun Dist., Taichung City 408, Taiwan
05-2784222	05-2784555	No.463, Zhongxiao Rd., East Dist., Chiayi City 600, Taiwan
06-2221666	06-2112555	No.141, Gongyuan N. Rd., North Dist., Tainan City 704, Taiwan
07-5520918	07-5540926	1F., No.337, Minghua Rd., Gushan Dist., Kaohsiung City 804, Taiwan
07-3222445	07-3218085	No.51, Shandong St., Sanmin Dist., Kaohsiung City 807, Taiwan
08-7344771	08-7344802	1F., No.113, Shengli Rd., Pingtung City, Pingtung County 900, Taiwan

Help for Users in Australia/New Zealand

Epson Australia/New Zealand wishes to provide you with a high level of customer service. In addition to your product documentation, we provide the following sources for obtaining information:

Your Dealer

Don't forget that your dealer can often help identify and resolve problems. The dealer should always be the first call for advise on problems; they can often solve problems quickly and easily as well as give advise on the next step to take.

Internet URL

Australia

<https://www.epson.com.au>

New Zealand

<https://www.epson.co.nz>

Access the Epson Australia/New Zealand World Wide Web pages.

The site provides a download area for drivers, Epson contact points, new product information and technical support (e-mail).

Epson Helpdesk

Epson Helpdesk is provided as a final backup to make sure our clients have access to advice. Operators on the Helpdesk can aid you in installing, configuring and operating your Epson product. Our Pre-sales Helpdesk staff can provide literature on new Epson products and advise where the nearest dealer or service agent is located. Many types of queries are answered here.

The Helpdesk numbers are:

Australia	Phone:	1300 361 054
	Fax:	(02) 8899 3789
New Zealand	Phone:	0800 237 766

We encourage you to have all the relevant information on hand when you ring. The more information you prepare, the faster we can help solve the problem. This information includes your Epson product documentation, type of computer, operating system, application programs, and any information you feel is required.

Help for Users in Singapore

Sources of information, support, and services available from Epson Singapore are:

World Wide Web

<https://www.epson.com.sg>

Information on product specifications, drivers for download, Frequently Asked Questions (FAQ), Sales Enquiries, and Technical Support via e-mail are available.

Where To Get Help

Epson HelpDesk

(Phone: (65) 6586 3111)

Our HelpDesk team can help you with the following over the phone:

- Sales enquiries and product information
- Product usage questions or problems
- Enquiries on repair service and warranty

Help for Users in Thailand

Contacts for information, support, and services are:

World Wide Web

<https://www.epson.co.th>

Information on product specifications, drivers for download, Frequently Asked Questions (FAQ), and e-mail are available.

Epson Hotline

(Phone: (66)2685-9899)

Our Hotline team can help you with the following over the phone:

- Sales enquiries and product information
- Product usage questions or problems
- Enquiries on repair service and warranty

Help for Users in Vietnam

Contacts for information, support, and services are:

Epson Hotline (Phone): 84-8-823-9239

Service Center: 80 Truong Dinh Street,
District 1, Hochiminh City
Vietnam

Help for Users in Indonesia

Contacts for information, support, and services are:

World Wide Web

<https://www.epson.co.id>

- Information on product specifications, drivers for download
- Frequently Asked Questions (FAQ), Sales Enquiries, questions through e-mail

Epson Hotline

- Sales enquiries and product information
- Technical support
 - Phone (62) 21-572 4350
 - Fax (62) 21-572 4357

Epson Service Center

Jakarta	Mangga Dua Mall 3rd floor No 3A/B Jl. Arteri Mangga Dua, Jakarta Phone/Fax: (62) 21-62301104
Bandung	Lippo Center 8th floor Jl. Gatot Subroto No.2 Bandung Phone/Fax: (62) 22-7303766
Surabaya	Hitech Mall It IIB No. 12 Jl. Kusuma Bangsa 116 – 118 Surabaya Phone: (62) 31-5355035 Fax: (62)31-5477837
Yogyakarta	Hotel Natour Garuda Jl. Malioboro No. 60 Yogyakarta Phone: (62) 274-565478
Medan	Wisma HSBC 4th floor Jl. Diponegoro No. 11 Medan Phone/Fax: (62) 61-4516173

Where To Get Help

Makassar MTC Karebosi Lt. Ill Kav. P7-8
 Jl. Ahmad Yani No.49
 Makassar
 Phone: (62)411-350147/411-350148

Help for Users in Hong Kong

To obtain technical support as well as other after-sales services, users are welcome to contact Epson Hong Kong Limited.

Internet Home Page

Epson Hong Kong has established a local home page in both Chinese and English on the Internet to provide users with the following information:

- Product information
- Answers to Frequently Asked Questions (FAQs)
- Latest versions of Epson product drivers

Users can access our World Wide Web home page at:

<https://www.epson.com.hk>

Technical Support Hotline

You can also contact our technical staff at the following telephone and fax numbers:

Phone: (852) 2827-8911
 Fax: (852) 2827-4383

Help for Users in Malaysia

Contacts for information, support, and services are:

World Wide Web (<https://www.epson.com.my>)

- Information on product specifications, drivers for download
- Frequently Asked Questions (FAQ), Sales Enquiries, questions through e-mail

Epson Trading (M) Sdn. Bhd.

Head Office.
 Phone: 603-56288288
 Fax: 603-56288388/399

Epson Helpdesk

- Sales enquiries and product information (Infoline)
 Phone: 603-56288222
- Enquiries on repair services & warranty, product usage and technical support (Techline)
 Phone: 603-56288333

Help for Users in India

Contacts for information, support, and services are:

World Wide Web (<https://www.epson.co.in>)

Information on product specifications, drivers for download, and products enquiry are available.

Epson India Head Office - Bangalore

Phone: 080-30515000
 Fax: 30515005

Epson India Regional Offices:

Location	Telephone number	Fax number
Mumbai	022-28261515 / 16/17	022-28257287
Delhi	011-30615000	011-30615005
Chennai	044-30277500	044-30277575
Kolkata	033-22831589 / 90	033-22831591
Hyderabad	040-66331738/ 39	040-66328633

Where To Get Help

Location	Telephone number	Fax number
Cochin	0484-2357950	0484-2357950
Coimbatore	0422-2380002	NA
Pune	020-30286000 / 30286001 /30286002	020-30286000
Ahmedabad	079-26407176 / 77	079-26407347

- Enquiries on repair service and warranty

Helpline

For Service, Product info or to order a cartridge -
18004250011 (9AM - 9PM) - This is a Toll-free number.

For Service (CDMA & Mobile Users) - 3900 1600 (9AM
- 6PM) Prefix local STD code

Help for Users in the Philippines

To obtain technical support as well as other after sales services, users are welcome to contact the Epson Philippines Corporation at the telephone and fax numbers and e-mail address below:

Trunk Line: (63-2) 706 2609

Fax: (63-2) 706 2665

Helpdesk (63-2) 706 2625
Direct Line:

E-mail: epchelpdesk@epc.epson.com.ph

World Wide Web

(<https://www.epson.com.ph>)

Information on product specifications, drivers for download, Frequently Asked Questions (FAQ), and E-mail Enquiries are available.

Toll-Free No. 1800-1069-EPSON(37766)

Our Hotline team can help you with the following over the phone:

- Sales enquiries and product information
- Product usage questions or problems

Software License Terms

Software License Terms

Open Source Software Licenses

Bonjour

This printer product includes the open source software programs which apply the Apple Public Source License Version 1.2 or its latest version ("Bonjour Programs").

We provide the source code of the Bonjour Programs pursuant to the Apple Public Source License Version 1.2 or its latest version until five (5) years after the discontinuation of same model of this printer product. If you desire to receive the source code of the Bonjour Programs, please see the "Contacting Customer Support" in Appendix or Printing Guide of this User's Guide, and contact the customer support of your region.

You can redistribute Bonjour Programs and/or modify it under the terms of the Apple Public Source License Version 1.2 or its latest version.

These Bonjour Programs are WITHOUT ANY WARRANTY; without even the implied warranty of MERCHANTABILITY AND FITNESS FOR A PARTICULAR PURPOSE.

The Apple Public Source License Version 1.2 is as follows. You also can see the Apple Public Source License Version 1.2 at <http://www.opensource.apple.com/apsl/>.

APPLE PUBLIC SOURCE LICENSE
Version 2.0 - August 6, 2003

1. General; Definitions. This License applies to any program or other work which Apple Computer, Inc. ("Apple") makes publicly available and which contains a notice placed by Apple identifying such program or work as "Original Code" and stating that it is subject to the terms of this Apple Public Source License version 2.0 ("License"). As used in this License:

1.1 "Applicable Patent Rights" mean: (a) in the case where Apple is the grantor of rights, (i) claims of patents that are now or hereafter acquired, owned by or assigned to Apple and (ii) that cover subject matter contained in the Original Code, but only to the extent necessary to use, reproduce and/or distribute the Original Code without infringement; and (b) in the case where You are the grantor of rights, (i) claims of patents that are now or hereafter acquired, owned by or assigned to You and (ii) that cover subject matter in Your Modifications, taken alone or in combination with Original Code.

1.2 "Contributor" means any person or entity that creates or contributes to the creation of Modifications.

1.3 "Covered Code" means the Original Code, Modifications, the combination of Original Code and any Modifications, and/or any respective portions thereof.

1.4 "Externally Deploy" means: (a) to sublicense, distribute or otherwise make Covered Code available, directly or indirectly, to anyone other than You; and/or (b) to use Covered Code, alone or as part of a Larger Work, in any way to provide a service, including but not limited to delivery of content, through electronic communication with a client other than You.

1.5 "Larger Work" means a work which combines Covered Code or portions thereof with code not governed by the terms of this License.

Software License Terms

1.6 "Modifications" mean any addition to, deletion from, and/or change to, the substance and/or structure of the Original Code, any previous Modifications, the combination of Original Code and any previous Modifications, and/or any respective portions thereof. When code is released as a series of files, a Modification is: (a) any addition to or deletion from the contents of a file containing Covered Code; and/or (b) any new file or other representation of computer program statements that contains any part of Covered Code.

1.7 "Original Code" means (a) the Source Code of a program or other work as originally made available by Apple under this License, including the Source Code of any updates or upgrades to such programs or works made available by Apple under this License, and that has been expressly identified by Apple as such in the header file(s) of such work; and (b) the object code compiled from such Source Code and originally made available by Apple under this License

1.8 "Source Code" means the human readable form of a program or other work that is suitable for making modifications to it, including all modules it contains, plus any associated interface definition files, scripts used to control compilation and installation of an executable (object code).

1.9 "You" or "Your" means an individual or a legal entity exercising rights under this License. For legal entities, "You" or "Your" includes any entity which controls, is controlled by, or is under common control with, You, where "control" means (a) the power, direct or indirect, to cause the direction or management of such entity, whether by contract or otherwise, or (b) ownership of fifty percent (50%) or more of the outstanding shares or beneficial ownership of such entity.

2. Permitted Uses; Conditions & Restrictions. Subject to the terms and conditions of this License, Apple hereby grants You, effective on the date You accept this License and download the Original Code, a world-wide, royalty-free, non-exclusive license, to the extent of Apple's Applicable Patent Rights and copyrights covering the Original Code, to do the following:

2.1 Unmodified Code. You may use, reproduce, display, perform, internally distribute within Your organization, and Externally Deploy verbatim, unmodified copies of the Original Code, for commercial or non-commercial purposes, provided that in each instance:

(a) You must retain and reproduce in all copies of Original Code the copyright and other proprietary notices and disclaimers of Apple as they appear in the Original Code, and keep intact all notices in the Original Code that refer to this License; and

(b) You must include a copy of this License with every copy of Source Code of Covered Code and documentation You distribute or Externally Deploy, and You may not offer or impose any terms on such Source Code that alter or restrict this License or the recipients' rights hereunder, except as permitted under Section 6.

2.2 Modified Code. You may modify Covered Code and use, reproduce, display, perform, internally distribute within Your organization, and Externally Deploy Your Modifications and Covered Code, for commercial or non-commercial purposes, provided that in each instance You also meet all of these conditions:

(a) You must satisfy all the conditions of Section 2.1 with respect to the Source Code of the Covered Code;

(b) You must duplicate, to the extent it does not already exist, the notice in Exhibit A in each file of the Source Code of all Your Modifications, and cause the modified files to carry prominent notices stating that You changed the files and the date of any change; and

(c) If You Externally Deploy Your Modifications, You must make Source Code of all Your Externally Deployed Modifications either available to those to whom You have Externally Deployed Your Modifications, or publicly available. Source Code of Your Externally Deployed Modifications must be released under the terms set forth in this License, including the license grants set forth in Section 3 below, for as long as you Externally Deploy the Covered Code or twelve (12) months from the date of initial External Deployment, whichever is longer. You should preferably distribute the Source Code of Your Externally Deployed Modifications electronically (e.g. download from a web site).

Software License Terms

2.3 Distribution of Executable Versions. In addition, if You Externally Deploy Covered Code (Original Code and/or Modifications) in object code, executable form only, You must include a prominent notice, in the code itself as well as in related documentation, stating that Source Code of the Covered Code is available under the terms of this License with information on how and where to obtain such Source Code.

2.4 Third Party Rights. You expressly acknowledge and agree that although Apple and each Contributor grants the licenses to their respective portions of the Covered Code set forth herein, no assurances are provided by Apple or any Contributor that the Covered Code does not infringe the patent or other intellectual property rights of any other entity. Apple and each Contributor disclaim any liability to You for claims brought by any other entity based on infringement of intellectual property rights or otherwise. As a condition to exercising the rights and licenses granted hereunder, You hereby assume sole responsibility to secure any other intellectual property rights needed, if any. For example, if a third party patent license is required to allow You to distribute the Covered Code, it is Your responsibility to acquire that license before distributing the Covered Code.

3. Your Grants. In consideration of, and as a condition to, the licenses granted to You under this License, You hereby grant to any person or entity receiving or distributing Covered Code under this License a non-exclusive, royalty-free, perpetual, irrevocable license, under Your Applicable Patent Rights and other intellectual property rights (other than patent) owned or controlled by You, to use, reproduce, display, perform, modify, sublicense, distribute and Externally Deploy Your Modifications of the same scope and extent as Apple's licenses under Sections 2.1 and 2.2 above.

4. Larger Works. You may create a Larger Work by combining Covered Code with other code not governed by the terms of this License and distribute the Larger Work as a single product. In each such instance, You must make sure the requirements of this License are fulfilled for the Covered Code or any portion thereof.

5. Limitations on Patent License. Except as expressly stated in Section 2, no other patent rights, express or implied, are granted by Apple herein. Modifications and/or Larger Works may require additional patent licenses from Apple which Apple may grant in its sole discretion.

6. Additional Terms. You may choose to offer, and to charge a fee for, warranty, support, indemnity or liability obligations and/or other rights consistent with the scope of the license granted herein ("Additional Terms") to one or more recipients of Covered Code. However, You may do so only on Your own behalf and as Your sole responsibility, and not on behalf of Apple or any Contributor. You must obtain the recipient's agreement that any such Additional Terms are offered by You alone, and You hereby agree to indemnify, defend and hold Apple and every Contributor harmless for any liability incurred by or claims asserted against Apple or such Contributor by reason of any such Additional Terms.

7. Versions of the License. Apple may publish revised and/or new versions of this License from time to time. Each version will be given a distinguishing version number. Once Original Code has been published under a particular version of this License, You may continue to use it under the terms of that version. You may also choose to use such Original Code under the terms of any subsequent version of this License published by Apple. No one other than Apple has the right to modify the terms applicable to Covered Code created under this License.

Software License Terms

8. NO WARRANTY OR SUPPORT. The Covered Code may contain in whole or in part pre-release, untested, or not fully tested works. The Covered Code may contain errors that could cause failures or loss of data, and may be incomplete or contain inaccuracies. You expressly acknowledge and agree that use of the Covered Code, or any portion thereof, is at Your sole and entire risk. THE COVERED CODE IS PROVIDED "AS IS" AND WITHOUT WARRANTY, UPGRADES OR SUPPORT OF ANY KIND AND APPLE AND APPLE'S LICENSOR(S) (COLLECTIVELY REFERRED TO AS "APPLE" FOR THE PURPOSES OF SECTIONS 8 AND 9) AND ALL CONTRIBUTORS EXPRESSLY DISCLAIM ALL WARRANTIES AND/OR CONDITIONS, EXPRESS OR IMPLIED, INCLUDING, BUT NOT LIMITED TO, THE IMPLIED WARRANTIES AND/OR CONDITIONS OF MERCHANTABILITY, OF SATISFACTORY QUALITY, OF FITNESS FOR A PARTICULAR PURPOSE, OF ACCURACY, OF QUIET ENJOYMENT, AND NONINFRINGEMENT OF THIRD PARTY RIGHTS. APPLE AND EACH CONTRIBUTOR DOES NOT WARRANT AGAINST INTERFERENCE WITH YOUR ENJOYMENT OF THE COVERED CODE, THAT THE FUNCTIONS CONTAINED IN THE COVERED CODE WILL MEET YOUR REQUIREMENTS, THAT THE OPERATION OF THE COVERED CODE WILL BE UNINTERRUPTED OR ERROR-FREE, OR THAT DEFECTS IN THE COVERED CODE WILL BE CORRECTED. NO ORAL OR WRITTEN INFORMATION OR ADVICE GIVEN BY APPLE, AN APPLE AUTHORIZED REPRESENTATIVE OR ANY CONTRIBUTOR SHALL CREATE A WARRANTY. You acknowledge that the Covered Code is not intended for use in the operation of nuclear facilities, aircraft navigation, communication systems, or air traffic control machines in which case the failure of the Covered Code could lead to death, personal injury, or severe physical or environmental damage.

9. LIMITATION OF LIABILITY. TO THE EXTENT NOT PROHIBITED BY LAW, IN NO EVENT SHALL APPLE OR ANY CONTRIBUTOR BE LIABLE FOR ANY INCIDENTAL, SPECIAL, INDIRECT OR CONSEQUENTIAL DAMAGES ARISING OUT OF OR RELATING TO THIS LICENSE OR YOUR USE OR INABILITY TO USE THE COVERED CODE, OR ANY PORTION THEREOF, WHETHER UNDER A THEORY OF CONTRACT, WARRANTY, TORT (INCLUDING NEGLIGENCE), PRODUCTS LIABILITY OR OTHERWISE, EVEN IF APPLE OR SUCH CONTRIBUTOR HAS BEEN ADVISED OF THE POSSIBILITY OF SUCH DAMAGES AND NOTWITHSTANDING THE FAILURE OF ESSENTIAL PURPOSE OF ANY REMEDY. SOME JURISDICTIONS DO NOT ALLOW THE LIMITATION OF LIABILITY OF INCIDENTAL OR CONSEQUENTIAL DAMAGES, SO THIS LIMITATION MAY NOT APPLY TO YOU. In no event shall Apple's total liability to You for all damages (other than as may be required by applicable law) under this License exceed the amount of fifty dollars (\$50.00).

10. Trademarks. This License does not grant any rights to use the trademarks or trade names "Apple", "Apple Computer", "Mac", "Mac OS", "QuickTime", "QuickTime Streaming Server" or any other trademarks, service marks, logos or trade names belonging to Apple (collectively "Apple Marks") or to any trademark, service mark, logo or trade name belonging to any Contributor. You agree not to use any Apple Marks in or as part of the name of products derived from the Original Code or to endorse or promote products derived from the Original Code other than as expressly permitted by and in strict compliance at all times with Apple's third party trademark usage guidelines which are posted at <http://www.apple.com/legal/guidelinesfor3rdparties.html>.

11. Ownership. Subject to the licenses granted under this License, each Contributor retains all rights, title and interest in and to any Modifications made by such Contributor. Apple retains all rights, title and interest in and to the Original Code and any Modifications made by or on behalf of Apple ("Apple Modifications"), and such Apple Modifications will not be automatically subject to this License. Apple may, at its sole discretion, choose to license such Apple Modifications under this License, or on different terms from those contained in this License or may choose not to license them at all.

12. Termination.

12.1 Termination. This License and the rights granted hereunder will terminate:

(a) automatically without notice from Apple if You fail to comply with any term(s) of this License and fail to cure such breach within 30 days of becoming aware of such breach;

(b) immediately in the event of the circumstances described in Section 13.5(b); or

Software License Terms

(c) automatically without notice from Apple if You, at any time during the term of this License, commence an action for patent infringement against Apple; provided that Apple did not first commence an action for patent infringement against You in that instance.

12.2 Effect of Termination. Upon termination, You agree to immediately stop any further use, reproduction, modification, sublicensing and distribution of the Covered Code. All sublicenses to the Covered Code which have been properly granted prior to termination shall survive any termination of this License. Provisions which, by their nature, should remain in effect beyond the termination of this License shall survive, including but not limited to Sections 3, 5, 8, 9, 10, 11, 12.2 and 13. No party will be liable to any other for compensation, indemnity or damages of any sort solely as a result of terminating this License in accordance with its terms, and termination of this License will be without prejudice to any other right or remedy of any party.

13. Miscellaneous.

13.1 Government End Users. The Covered Code is a "commercial item" as defined in FAR 2.101. Government software and technical data rights in the Covered Code include only those rights customarily provided to the public as defined in this License. This customary commercial license in technical data and software is provided in accordance with FAR 12.211 (Technical Data) and 12.212 (Computer Software) and, for Department of Defense purchases, DFAR 252.227-7015 (Technical Data -- Commercial Items) and 227.7202-3 (Rights in Commercial Computer Software or Computer Software Documentation). Accordingly, all U.S. Government End Users acquire Covered Code with only those rights set forth herein.

13.2 Relationship of Parties. This License will not be construed as creating an agency, partnership, joint venture or any other form of legal association between or among You, Apple or any Contributor, and You will not represent to the contrary, whether expressly, by implication, appearance or otherwise.

13.3 Independent Development. Nothing in this License will impair Apple's right to acquire, license, develop, have others develop for it, market and/or distribute technology or products that perform the same or similar functions as, or otherwise compete with, Modifications, Larger Works, technology or products that You may develop, produce, market or distribute.

13.4 Waiver; Construction. Failure by Apple or any Contributor to enforce any provision of this License will not be deemed a waiver of future enforcement of that or any other provision. Any law or regulation which provides that the language of a contract shall be construed against the drafter will not apply to this License.

13.5 Severability. (a) If for any reason a court of competent jurisdiction finds any provision of this License, or portion thereof, to be unenforceable, that provision of the License will be enforced to the maximum extent permissible so as to effect the economic benefits and intent of the parties, and the remainder of this License will continue in full force and effect. (b) Notwithstanding the foregoing, if applicable law prohibits or restricts You from fully and/or specifically complying with Sections 2 and/or 3 or prevents the enforceability of either of those Sections, this License will immediately terminate and You must immediately discontinue any use of the Covered Code and destroy all copies of it that are in your possession or control.

13.6 Dispute Resolution. Any litigation or other dispute resolution between You and Apple relating to this License shall take place in the Northern District of California, and You and Apple hereby consent to the personal jurisdiction of, and venue in, the state and federal courts within that District with respect to this License. The application of the United Nations Convention on Contracts for the International Sale of Goods is expressly excluded.

13.7 Entire Agreement; Governing Law. This License constitutes the entire agreement between the parties with respect to the subject matter hereof. This License shall be governed by the laws of the United States and the State of California, except that body of California law concerning conflicts of law.

Where You are located in the province of Quebec, Canada, the following clause applies: The parties hereby confirm that they have requested that this License and all related documents be drafted in English.

Les parties ont exigé que le présent contrat et tous les documents connexes soient rédigés en anglais.

Software License Terms

EXHIBIT A.

"Portions Copyright (c) 1999-2003 Apple Computer, Inc. All Rights Reserved.

This file contains Original Code and/or Modifications of Original Code as defined in and that are subject to the Apple Public Source License Version 2.0 (the 'License'). You may not use this file except in compliance with the License. Please obtain a copy of the License at <http://www.opensource.apple.com/apsl/> and read it before using this file.

The Original Code and all software distributed under the License are distributed on an 'AS IS' basis, WITHOUT WARRANTY OF ANY KIND, EITHER EXPRESS OR IMPLIED, AND APPLE HEREBY DISCLAIMS ALL SUCH WARRANTIES, INCLUDING WITHOUT LIMITATION, ANY WARRANTIES OF MERCHANTABILITY, FITNESS FOR A PARTICULAR PURPOSE, QUIET ENJOYMENT OR NON-INFRINGEMENT. Please see the License for the specific language governing rights and limitations under the License."

OpenSSL License/Original SSLeay License

LICENSE ISSUES

=====

The OpenSSL toolkit stays under a double license, i.e. both the conditions of the OpenSSL License and the original SSLeay license apply to the toolkit.

See below for the actual license texts.

OpenSSL License

/* =====

* Copyright (c) 1998-2017 The OpenSSL Project. All rights reserved.

*

* Redistribution and use in source and binary forms, with or without

* modification, are permitted provided that the following conditions

* are met:

* 1. Redistributions of source code must retain the above copyright

* notice, this list of conditions and the following disclaimer.

*

* 2. Redistributions in binary form must reproduce the above copyright

Software License Terms

- * notice, this list of conditions and the following disclaimer in
- * the documentation and/or other materials provided with the
- * distribution.
- *
- * 3. All advertising materials mentioning features or use of this
- * software must display the following acknowledgment:
- * "This product includes software developed by the OpenSSL Project
- * for use in the OpenSSL Toolkit. (<http://www.openssl.org/>)"
- *
- * 4. The names "OpenSSL Toolkit" and "OpenSSL Project" must not be used to
- * endorse or promote products derived from this software without
- * prior written permission. For written permission, please contact
- * openssl-core@openssl.org.
- *
- * 5. Products derived from this software may not be called "OpenSSL"
- * nor may "OpenSSL" appear in their names without prior written
- * permission of the OpenSSL Project.
- *
- * 6. Redistributions of any form whatsoever must retain the following
- * acknowledgment:
- * "This product includes software developed by the OpenSSL Project
- * for use in the OpenSSL Toolkit (<http://www.openssl.org/>)"
- *
- * THIS SOFTWARE IS PROVIDED BY THE OpenSSL PROJECT ``AS IS'' AND ANY
- * EXPRESSED OR IMPLIED WARRANTIES, INCLUDING, BUT NOT LIMITED TO, THE
- * IMPLIED WARRANTIES OF MERCHANTABILITY AND FITNESS FOR A PARTICULAR
- * PURPOSE ARE DISCLAIMED. IN NO EVENT SHALL THE OpenSSL PROJECT OR
- * ITS CONTRIBUTORS BE LIABLE FOR ANY DIRECT, INDIRECT, INCIDENTAL,

Software License Terms

- * SPECIAL, EXEMPLARY, OR CONSEQUENTIAL DAMAGES (INCLUDING, BUT
- * NOT LIMITED TO, PROCUREMENT OF SUBSTITUTE GOODS OR SERVICES;
- * LOSS OF USE, DATA, OR PROFITS; OR BUSINESS INTERRUPTION)
- * HOWEVER CAUSED AND ON ANY THEORY OF LIABILITY, WHETHER IN CONTRACT,
- * STRICT LIABILITY, OR TORT (INCLUDING NEGLIGENCE OR OTHERWISE)
- * ARISING IN ANY WAY OUT OF THE USE OF THIS SOFTWARE, EVEN IF ADVISED
- * OF THE POSSIBILITY OF SUCH DAMAGE.

* =====

*

- * This product includes cryptographic software written by Eric Young
- * (eay@cryptsoft.com). This product includes software written by Tim
- * Hudson (tjh@cryptsoft.com).

*

* /

Original SSLeay License

- / * Copyright (C) 1995-1998 Eric Young (eay@cryptsoft.com)
- * All rights reserved.
- *
- * This package is an SSL implementation written
- * by Eric Young (eay@cryptsoft.com).
- * The implementation was written so as to conform with Netscapes SSL.
- *
- * This library is free for commercial and non-commercial use as long as
- * the following conditions are aheared to. The following conditions
- * apply to all code found in this distribution, be it the RC4, RSA,
- * lhash, DES, etc., code; not just the SSL code. The SSL documentation

Software License Terms

- * included with this distribution is covered by the same copyright terms
- * except that the holder is Tim Hudson (tjh@cryptsoft.com).
- *
- * Copyright remains Eric Young's, and as such any Copyright notices in
- * the code are not to be removed.
- * If this package is used in a product, Eric Young should be given attribution
- * as the author of the parts of the library used.
- * This can be in the form of a textual message at program startup or
- * in documentation (online or textual) provided with the package.
- *
- * Redistribution and use in source and binary forms, with or without
- * modification, are permitted provided that the following conditions
- * are met:
- * 1. Redistributions of source code must retain the copyright
- * notice, this list of conditions and the following disclaimer.
- * 2. Redistributions in binary form must reproduce the above copyright
- * notice, this list of conditions and the following disclaimer in the
- * documentation and/or other materials provided with the distribution.
- * 3. All advertising materials mentioning features or use of this software
- * must display the following acknowledgement:
- * "This product includes cryptographic software written by
- * Eric Young (eay@cryptsoft.com)"
- * The word 'cryptographic' can be left out if the routines from the library
- * being used are not cryptographic related :-).
- * 4. If you include any Windows specific code (or a derivative thereof) from
- * the apps directory (application code) you must include an acknowledgement:
- * "This product includes software written by Tim Hudson (tjh@cryptsoft.com)"
- *

Software License Terms

- * THIS SOFTWARE IS PROVIDED BY ERIC YOUNG ``AS IS" AND
- * ANY EXPRESS OR IMPLIED WARRANTIES, INCLUDING, BUT NOT LIMITED TO, THE
- * IMPLIED WARRANTIES OF MERCHANTABILITY AND FITNESS FOR A PARTICULAR PURPOSE
- * ARE DISCLAIMED. IN NO EVENT SHALL THE AUTHOR OR CONTRIBUTORS BE LIABLE
- * FOR ANY DIRECT, INDIRECT, INCIDENTAL, SPECIAL, EXEMPLARY, OR CONSEQUENTIAL
- * DAMAGES (INCLUDING, BUT NOT LIMITED TO, PROCUREMENT OF SUBSTITUTE GOODS
- * OR SERVICES; LOSS OF USE, DATA, OR PROFITS; OR BUSINESS INTERRUPTION)
- * HOWEVER CAUSED AND ON ANY THEORY OF LIABILITY, WHETHER IN CONTRACT, STRICT
- * LIABILITY, OR TORT (INCLUDING NEGLIGENCE OR OTHERWISE) ARISING IN ANY WAY
- * OUT OF THE USE OF THIS SOFTWARE, EVEN IF ADVISED OF THE POSSIBILITY OF
- * SUCH DAMAGE.
- *
- * The licence and distribution terms for any publically available version or
- * derivative of this code cannot be changed. i.e. this code cannot simply be
- * copied and put under another distribution licence
- * [including the GNU Public Licence.]
- * /

Other Software Licenses

Info-ZIP copyright and license

This is version 2007-Mar-4 of the Info-ZIP license. The definitive version of this document should be available at <ftp://ftp.info-zip.org/pub/infozip/license.html> indefinitely and a copy at <http://www.info-zip.org/pub/infozip/license.html>.

Copyright © 1990-2007 Info-ZIP. All rights reserved.

For the purposes of this copyright and license, "Info-ZIP" is defined as the following set of individuals:

Mark Adler, John Bush, Karl Davis, Harald Denker, Jean-Michel Dubois, Jean-loup Gailly, Hunter Goatley, Ed Gordon, Ian Gorman, Chris Herborth, Dirk Haase, Greg Hartwig, Robert Heath, Jonathan Hudson, Paul Kienitz, David Kirschbaum, Johnny Lee, Onno van der Linden, Igor Mandrichenko, Steve P. Miller, Sergio Monesi, Keith Owens, George Petrov, Greg Roelofs, Kai Uwe Rommel, Steve Salisbury, Dave Smith, Steven M. Schweda, Christian Spieler, Cosmin Truta, Antoine Verheijen, Paul von Behren, Rich Wales, Mike White.

Software License Terms

This software is provided "as is," without warranty of any kind, express or implied. In no event shall Info-ZIP or its contributors be held liable for any direct, indirect, incidental, special or consequential damages arising out of the use of or inability to use this software.

Permission is granted to anyone to use this software for any purpose, including commercial applications, and to alter it and redistribute it freely, subject to the above disclaimer and the following restrictions:

1. Redistributions of source code (in whole or in part) must retain the above copyright notice, definition, disclaimer, and this list of conditions.
2. Redistributions in binary form (compiled executables and libraries) must reproduce the above copyright notice, definition, disclaimer, and this list of conditions in documentation and/or other materials provided with the distribution. The sole exception to this condition is redistribution of a standard UnZipSFX binary (including SFXWiz) as part of a self-extracting archive; that is permitted without inclusion of this license, as long as the normal SFX banner has not been removed from the binary or disabled.
3. Altered versions--including, but not limited to, ports to new operating systems, existing ports with new graphical interfaces, versions with modified or added functionality, and dynamic, shared, or static library versions not from Info-ZIP--must be plainly marked as such and must not be misrepresented as being the original source or, if binaries, compiled from the original source. Such altered versions also must not be misrepresented as being Info-ZIP releases--including, but not limited to, labeling of the altered versions with the names "Info-ZIP" (or any variation thereof, including, but not limited to, different capitalizations), "Pocket UnZip," "WiZ" or "MacZip" without the explicit permission of Info-ZIP. Such altered versions are further prohibited from misrepresentative use of the Zip-Bugs or Info-ZIP e-mail addresses or the Info-ZIP URL(s), such as to imply Info-ZIP will provide support for the altered versions.
4. Info-ZIP retains the right to use the names "Info-ZIP," "Zip," "UnZip," "UnZipSFX," "WiZ," "Pocket UnZip," "Pocket Zip," and "MacZip" for its own source and binary releases.